



Personal Mini Clip-On Fan

Step 1

Remove the Personal Mini Clip-On Fan and USB Charging Cord From the packaging. Read instructions completely before use.

See parts list below.

PARTS


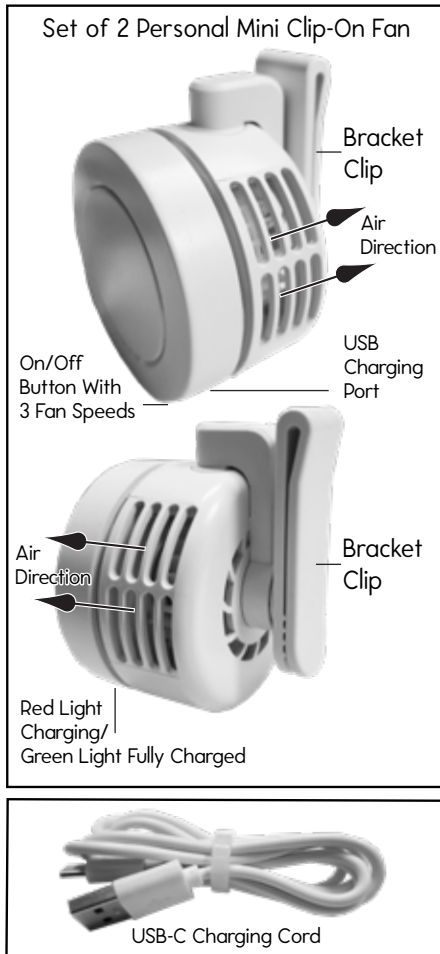


Figure 1




Figure 2




Figure 3

Step 2 Charge

1. Plug the Charging Cord into the USB-C port (Figure 1-A, 2-B) and charge the Fan for 3 to 4 hours (USB Wall Charger Adapter not included Figure 1-B). Red Light Charging/Green Light Fully Charged (Figure 2-C).

Step 3 Operation

2. There are 3 Fan modes: Low, medium and high speed. Press the button once for low speed, twice for medium speed, and 3 times for high Speed. Press once again to turn off (Figure 2-A).

3. The Bracket Clip can be rotated to the left or right 360 degrees to adjust the blowing direction in any desired direction (Figure 3).

Caution

1. Ensure the Charger used is 5 volts, 1200mah, 6 watts (Figure 1-B).
2. Do not use Fan if sparks, smoke, or odors occur during use. If charging, immediately unplug and discontinue use.
3. When the fan is running, do not insert other items into the mesh cover (Figure 4-A & B).
4. Do not pour or insert foreign objects such as liquids or metal into the Fan (Figure 5-A).
5. After Fan is fully charged, unplug it (Figure 6-A & B).




Figure 4




Figure 5




Figure 6

tekoclean™ Personal Mini Clip-On Fan

LIMITED ONE YEAR WARRANTY

This warranty gives you specific legal rights and you may also have other rights which vary from state to state. This product has a one year limited warranty on all materials and workmanship. Bernini® warrants the original purchaser of this product that the product will be free from manufacturing defects in workmanship and material for a period of one (1) year from the date of original purchase. If within one (1) year this product fails due to defect in material or workmanship, Bernini® will repair, replace or supply any defective part at their discretion. The purchaser must contact Bernini® and provide a description of the defective part, including digital pictures if requested, with the original purchase documentation as validation of warranty coverage. This warranty does not cover or apply to: (a) damage to the product due to misuse, mishandling, or abuse, (b) products not used in accordance with instructions, (c) product not assembled or installed according to instructions, and (d) normal wear and tear. Call us for assistance at +1 (619) 449-2392 or you can email us at customer care@berninifountains.com or mail us at: 9545 Pathway Street, Santee, CA 92071, Our Customer Care Department is available: Monday - Friday 8:30am to 4:00pm PST / 11:30am - 7:00pm EST

IMPORTANT BATTERY SAFETY INSTRUCTIONS

WARNING: When using electric devices, basic safety precautions should always be followed to reduce the risk of fire, electric shock and personal injury, including the following:

WARNING:

1. This device complies with Part 15 of FCC Rules. Operation is subject to the following two conditions: (1) This device may not cause harmful interference, and (2) This device must accept any interference received, including interference that may cause undesired operation. YRD#: LG8046 This equipment has been tested and found to comply with the limits for a Class B digital device, pursuant to part 15 of FCC Rules. These limits are designed to provide reasonable protection against harmful interference in a residential installation. This equipment generates, uses, and can radiate radio frequency energy and, if not installed and used in accordance with the instructions, may cause harmful interference to radio communications. However, there is no guarantee that interference will not occur in a particular installation. If this equipment does cause harmful interference to radio or television reception, which can be determined by turning the equipment off and on, the user is encouraged to try to correct the interference by one or more of the following measures:

- Reorient or relocate the receiving antenna. - Increase the separation between the equipment and receiver. - Connect the equipment into an outlet on a circuit different from that to which the receiver is connected. - Consult the dealer or an experienced radio/TV technician for help.

Importer YRDLLC, Address: 9545 Pathway Street, Santee, CA 92071 telephone number: 1+ (619) 449-2392

2. Rechargeable Lithium Ion batteries are potentially hazardous and can present a serious FIRE HAZARD if damaged, defective or improperly used. Failure to read, and follow Li-ion safety instructions and warnings may result in personal injury, fire, and property damages if the battery is charged and/or used improperly. DO NOT SHORT CIRCUIT. Short circuits may cause fire, and injury!

3. If liquid leaks from the battery cell, discontinue use immediately and dispose of properly. 4. Do not charge battery in rain or in wet location.

5. Use only the included battery.

6. Battery Type is: Li-ion Battery 5v 1200mah 6W.

7. Do not attempt to disassemble, remodel or destroy the battery, as it may cause battery leakage, fire, or bursting, and could also create sulfuric acid spills from the battery resulting in possible burns to person and damage to the immediate environment.

8. Charge battery using the specified charger and under the charging conditions as specified. Charging the battery under any other conditions may cause the battery to overheat, emit hydrogen gas, leak, ignite or burst.

9. When charging the battery always do so in a well ventilated area and where you can observe the charging process.

10. Never dispose of batteries in the garbage. Disposal of batteries in the garbage is unlawful under state and federal environmental laws and regulations. Always take used batteries to your local battery-recycling center.

Please read first before returning:

Please call us for assistance at 619-449-2392 or email us at customer care@tekoclean.com. Our Customer Care Department is available: Monday - Friday 8:30am to 4:00pm PST, 11:30am to 7:00pm EST. If you have any questions regarding assembly, parts or operation, please visit our website at: www.tekoclean.com. This product comes with a one year limited warranty against materials and workmanship.



Scan this QR code for the more information