


BERNINI® ACQUA-TERRA™ DELUXE F O U N T A I N S DOOR MAT INSTRUCTIONS

PARTS INCLUDED:



1x Aqua-Terra Deluxe Doormat



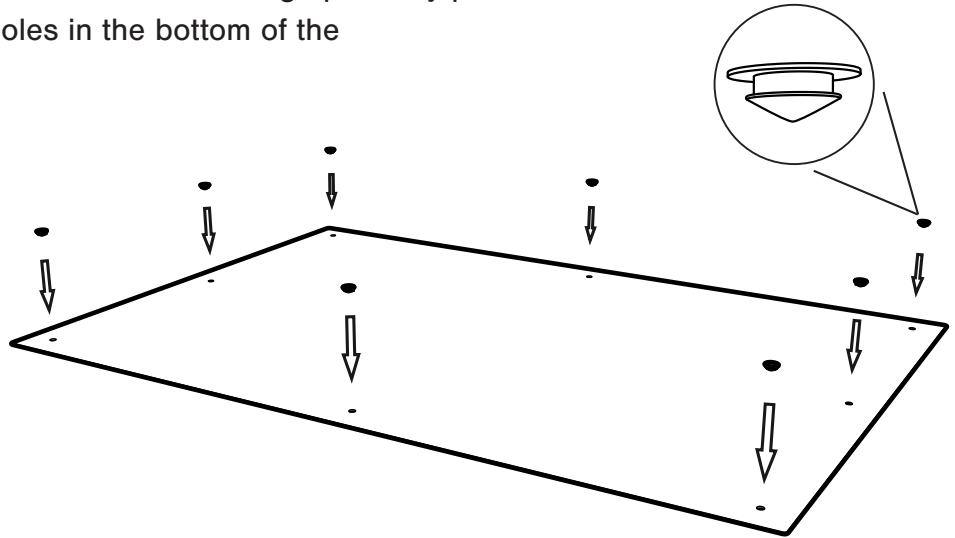
10x Drainage Hole Plugs

UNPACKING INSTRUCTIONS:

1. Set Drainage Plugs aside and unroll the mat. Gently shake the mat and lay it flat. The mat may take a day or more to completely lay flat from its rolled position.
2. The Mat may need time to lose its rolled up memory. One way to speed this up is by laying your new Mat in the sun to heat up and soften. If you live in a colder environment you can also bring the mat inside and lay the mat out as listed above until the mat lays flat.
3. TIP: If any of the corners or the Mat are not laying flat try rolling the edges of the Mat towards the floor surface.

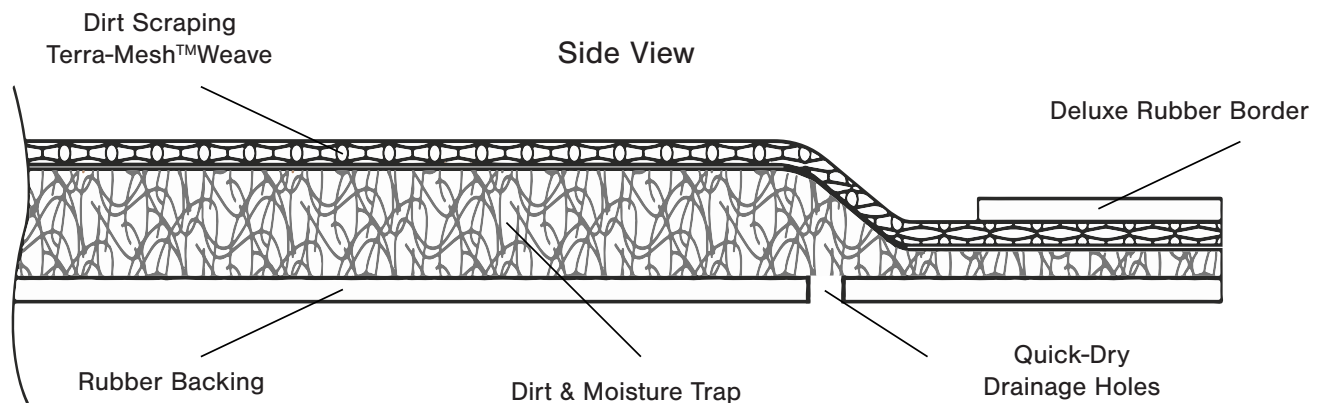
USING THE OPTIONAL DRAINAGE PLUGS:

The Aqua-Terra Deluxe Doormat is designed to drain water through eight holes around the perimeter of the mat bottom. This can be prevented by inserting the included drainage hole plugs into the holes, as desired. To insert the drainage hole plugs, turn the mat over so that the bottom is facing up. Firmly press the plugs pointy side first into the holes in the bottom of the mat until they pop into place.



Patent pending

Terra-Mesh™ Technology



CREASES:

Try to keep the Mat rolled when not in use. DO NOT FOLD. Folding will produce creases that may not come out easily. Although every crease is different, most can be coaxed out. One method is to lay the Mat out flat and apply several books directly on the crease for a period of several hours or perhaps overnight. Another method is to use warm water poured over the spot to soften it and then knead out the crease. DO NOT iron your Mat or expose it to excessive heat, sunlight or flame.

CLEANING:

This should be done using only a mild detergent. If you desire to use a stronger solution or solvent, it should be tested first on a small portion of the mat to avoid removal of the surface and/or the printed pattern. A toothbrush or other bristle brush can help facilitate the removal of stubborn stains.

STORAGE:

The best way to store your new Mat is in a cool, dry area. Try to keep the Mat rolled up when not in use, DO NOT FOLD.

LIMITED ONE YEAR WARRANTY

This product has a one year limited warranty on all materials and workmanship. Bernini® warrants the original purchaser of this product that the product will be free from manufacturing defects in workmanship and material for a period of one (1) year from the date of original purchase. If within one (1) year this product fails due to defect in material or workmanship, Bernini® will repair, replace or supply any defective part at their discretion. The purchaser must contact Bernini® and provide a description of the defective part, including digital pictures if requested, with this original purchase documentation as validation of warranty coverage. This warranty does not cover or apply to: (a) damage to the product due to misuse, mishandling, and abuse, (b) products not used in accordance with instructions, (c) product not assembled or installed according to instructions, and (d) normal wear and tear.

LIMITATION OF LIABILITY

Liability limited to the purchase price of this product. YRDLLC shall not be liable for any incidental or consequential damages or any implied warranty of this product. Some states do not allow the exclusion of limitation of incidental or consequential damages, so the above limitation or exclusion may not apply to you.

Call for assistance at 1+ (619) 449-2392
or you can email us at: customercare@berninifountains.com
or mail us at 9545 Pathway Street, Santee, CA 92071

Our Customer Care Department is available:
Monday - Friday 8:30am to 4:00pm PST / 11:30am - 7:00pm EST

Santee, California 92071 | Patents Pending |
Email: customercare@berninifountains.com | On the web:
berninifountains.com

January 2025 © Yeiser Research & Development LLC and Bernini®
Fountains. Trade names, product names and logos used in this document
are the trademarks or registered trademarks of Yeiser Research &
Development LLC, Santee, CA 92071
WORLD WIDE PATENTS PENDING

© Yeiser Research & Development LLC and Bernini® Fountains; 2025.
All rights reserved
Made in China | Designed in the USA



Scan this QR code for
the latest version of these
instructions