

METAL[®] GARDEN HOSE

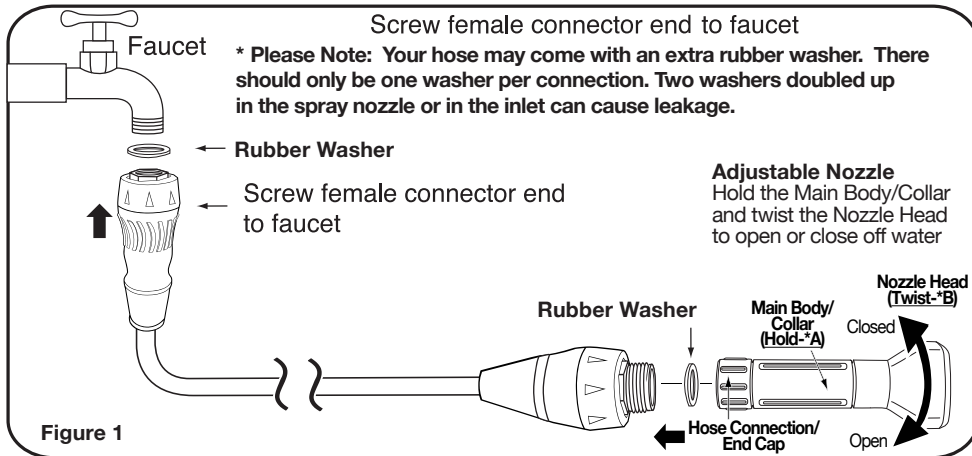
EXPANDING SERIES WITH FILTERED NOZZLE

www.berninifountains.com

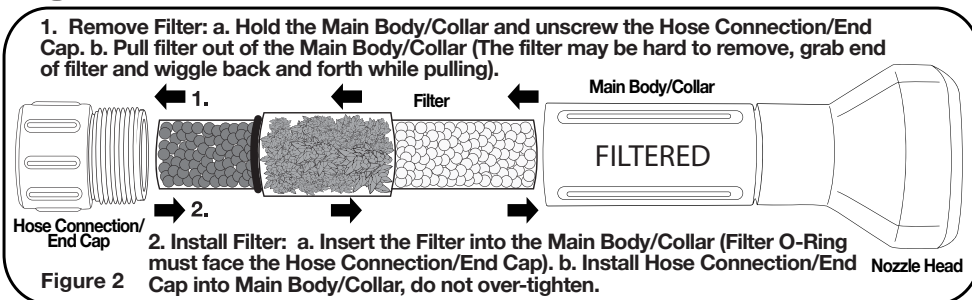
INSTRUCTIONS:

1. Remove the Metal Garden Hose[®] from the package and completely unravel your hose.
 2. The nozzle does not come attached to the **outlet** of the Metal Garden Hose[®], please attach the filtered nozzle. **DO NOT OVER-TIGHTEN** (figure1).
- If hose drips check/tighten connection between the hose/faucet and the hose/nozzle.**
3. Attach the Metal Garden Hose[®] inlet to the water supply of your home (figure 1).
 4. Turn on the tap from your home's water supply to the Metal Garden Hose[®].
 5. When using the nozzle to turn off and on the water **DO NOT OVER-TIGHTEN**. To use the nozzle correctly, hold the Main Body/Collar of the nozzle and twist the Nozzle Head to turn on, off or adjust spray. (Figure 1 *A & *B)

① Assemble hose to faucet



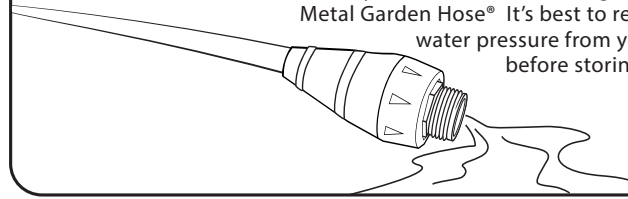
② Changing Filter



③ Storing your hose

You can store your Metal Garden Hose[®] on just about any common hose reel or simply coil your hose next to your faucet.

TIP: When you are finished watering with your Metal Garden Hose[®] It's best to release the water pressure from your hose before storing.



Scan this QR code for the latest version of these instructions

⚠ WARNING

- The water in ANY garden hose may become contaminated and cause serious health effects.
- Strangulation hazard. Hose wrapped around neck may cause serious injury or death.
- Keep out of reach of children.
- For general OUTDOOR use ONLY in applications under 80 psi.
- DO NOT use this hose for commercial applications, in hot water applications, or high pressure applications. Doing so may cause serious personal injury and or damage/ destruction to the product. However you can use it on the low pressure inlet side of a high pressure washer.
- DO NOT leave this product unattended when it is in use or under pressure.
- Hose is solid, when left on a hard surface if stepped on, could be a slipping and or tripping hazard.
- This product is NOT A TOY.

Coupling Protection: to avoid any kind of corrosion causing fusion between faucet and coupling hose, we suggest disconnecting and reconnecting the hose from any metal spigot a minimum of 3 times per year.

LIMITED ONE YEAR WARRANTY

For warranty information please refer to our website at: www.berninifountains.com/pages/warranty-info.html. Call us for assistance at +1 (619) 449-2392 or you can email or mail us at: 9545 Pathway Street, Santee, CA 92071 customer@berninifountains.com. Our Customer Care Department is available: Monday - Friday 8:30am to 4:00pm PST / 11:30am - 7:00pm EST



Remember if you need help contact Customer Care: 1+ (619) 449-2392



Yeiser Research & Development
Santee, CA 92071 | www.berninifountains.com
Made in China, Designed in the USA

WORLDWIDE PATENTS PENDING

For Assistance Call: 1 (619) 449-2392

LIMITATION OF LIABILITY

Liability limited to the purchase price of this product. YRD LLC shall not be liable for any incidental or consequential damages or any implied warranty on this product.

Some states do not allow the exclusion or limitation of incidental or consequential damages, so the above limitation or exclusion may not apply to you.