

# FAUXBLO THERMAL BRUSH



*Your Guide for Perfect Hair!* →

# Calista Knows...

it all starts with a stand out tool that inspires you to try something new. Our innovative design and technology gives you the confidence to discover your inner stylist and be brave about your beauty.

**#beautybrave**

follow us on instagram @calistamariamccool

TO SKIP TO STYLING TIPS &  
TRICKS TURN TO PAGE 5



## SAVE FOR REFERENCE IMPORTANT SAFETY INSTRUCTIONS

When using electrical appliances, especially when children are present, basic safety precautions should always be followed, including:

**DANGER** – As with most electrical appliances, electrical parts are live even when the power button is off.

**READ ALL INSTRUCTIONS BEFORE USING. KEEP AWAY FROM WATER.**

**TO REDUCE THE RISK OF SERIOUS INJURY BY ELECTRIC SHOCK:**


1. Always unplug the appliance immediately after using.
2. Do not use while bathing.
3. Do not place or store appliance where it can fall or be pulled into a tub or sink.
4. Do not place in or drop into water or other liquid.
5. If appliance falls into water, unplug it immediately. Do not reach into the water.

**WARNING – To reduce the risk of burns, electrocution, fire, or injury to persons:**

1. An appliance should never be left unattended when plugged in.
2. Close supervision is necessary when this appliance is used by, on, or near children or individuals with certain disabilities.
3. Use this appliance only for its intended use as described in this manual.
4. Never operate this appliance if it has a damaged cord or plug, if it is not working properly, or if it has been dropped, damaged, or dropped into water. Return appliance to an authorized service center for examination and repair.
5. Keep the cord away from heated surfaces. Do not wrap the cord around the appliance.
6. Do not use an extension cord with this appliance.

7. Never use while sleeping.
8. The FAUXblo is hot when in use. Do not let eyes and bare skin touch heated surfaces.
9. Do not use the appliance with any voltage converter.
10. Do not use this appliance near bathtubs, showers, basins or other vessels containing water.
11. Do not use outdoors or operate where aerosol (spray) products are being used or where oxygen is being administered.
12. Do not place this appliance directly on any surface while it is hot or plugged in.

### IMPORTANT SAFEGUARD

1. The appliance is not intended for unattended use by persons (including children) with reduced physical, sensory or mental capabilities, or lack of experience and knowledge.
2. Children should be supervised to ensure that they do not play with the appliance.
3. If the supply cord is damaged, it must be replaced by manufacturer, authorized service agent or similarly qualified persons in order to avoid a hazard.
4.  **WARNING:** Do not use this appliance near water. Do not use this appliance near bathtubs, showers, basins or other vessels containing water.

### IMPORTANT SAFETY FEATURE

This appliance has a polarized plug (one blade is wider than the other). As a safety feature, this plug will fit in a polarized outlet only one way. If the plug does not fit fully in the outlet, reverse the plug. If it still does not fit, contact a qualified electrician. Do not attempt to defeat this safety feature.

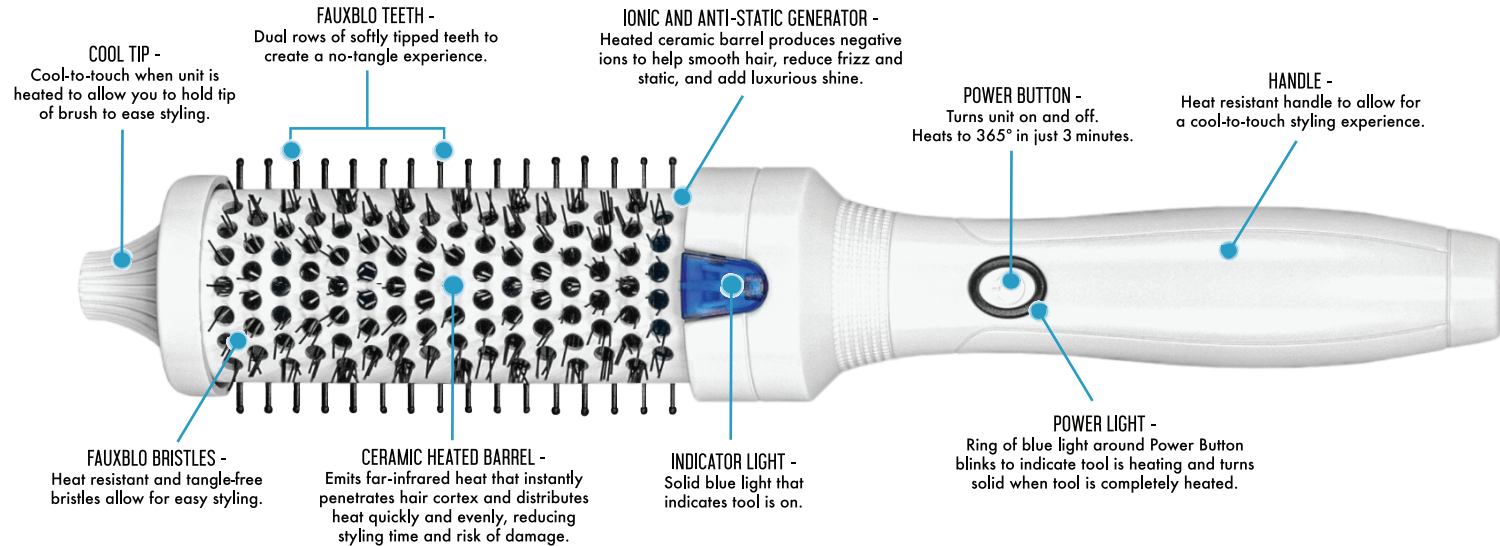
### SERVICING OF DOUBLE-INSULATED APPLIANCES

The FAUXblo is a double-insulated appliance, with two systems of insulation instead of grounding. Grounding is not incorporated on a double-insulated appliance, and grounding should not be added to the appliance. Servicing a double-insulated appliance requires extreme care and knowledge of the system, and should be done only by qualified service personnel. Replacement parts for a double-insulated appliance must be identical to the parts they replace. A double-insulated appliance is marked with the words "DOUBLE INSULATION" or "DOUBLE INSULATED." The symbol (square within a square) may also be marked on the appliance.

#### For California Residents



**Warning:** This product can expose you to Bisphenol A, which is known to the State of California to cause cancer and/or birth defects or other reproductive harm. For more information go to [www.P65Warnings.ca.gov](http://www.P65Warnings.ca.gov).




Dual Voltage - 110/240 V

# USE **FAUXBLO** THERMAL BRUSH ON DRY HAIR ONLY.

1. Plug unit into wall outlet.
2. Hold Power Button in for 1-5 seconds until you hear the FAUXblo powering on and the Indicator Light turns blue.
3. Power Light will begin to blink blue and continuing blinking until it turns solid, which indicates the tool is completely heated, approx: 1-2 minutes.
4. You will hear a double beep when the tool is completely heated and ready to use.
5. Style hair. Keep reading to learn how to create looks.
6. When finished using, hold the Power Button in for 1-5 seconds or until you hear the FAUXblo powering off and you see the Power Light and Indicator Light turn off.
7. Unplug appliance and allow to cool.
8. Store in a cool, dry place to keep safe from damage.

\* Use thermal protector glove when styling.



*how to...*



# FAUXBLO THERMAL BRUSH -

To achieve Volume...

Short length hair



Before...



# FAUXBLO THERMAL BRUSH -

To achieve Volume...


Short length hair



FINAL LOOK!

1. Use on dry hair only.
2. Take a 2" wide by 1" thick section.
3. Over direct the section by firmly holding ends of hair up and over the parted section.
4. With glove on, place FAUXblo underneath the section of hair close to scalp. For extra lift and volume keep brush at section close to scalp for a few seconds before brushing to ends.

5. Next, brush out to ends and roll back in close to the scalp. Hold for 5-10 seconds.
6. Gently roll out to reveal volume.
7. Repeat on all hair sections and spray for extra hold.



## FAUXBLO THERMAL BRUSH -

To achieve Volume...

Medium length hair



Before...



1. Use on dry hair only.
2. Take a 2" wide by 1" thick section.
3. Over direct the section by firmly holding ends of hair up and over the parted section.
4. With glove on, place FAUXblo underneath the section of hair close to scalp. For extra lift and volume keep brush at section close to scalp for a few seconds before brushing to ends.



## FAUXBLO THERMAL BRUSH -

To achieve Volume...

Medium length hair



5. Next, brush out to ends and roll back in close to the scalp. Hold for 5-10 seconds.
6. Gently roll out to reveal volume.
7. Repeat on all hair sections and spray for extra hold.

FINAL LOOK!



# FAUXBLO THERMAL BRUSH -

To Smooth...

All hair lengths



Before...



1. Use on dry hair only.
2. Take a 2" wide by 1" thick section.
3. Firmly hold ends of hair with your hand that is wearing the glove to create tension. Place FAUXblo at the root and slowly glide down section.



# FAUXBLO THERMAL BRUSH -

To Smooth...

All hair lengths



FINAL LOOK!

4. Glide straight down through ends for complete smoothness, or slightly roll brush inward or outward and hold for 5-10 seconds to create a flip.
5. Repeat on all hair sections and spray for extra hold.



## FAUXBLO THERMAL BRUSH -

Classic Blowout...

*Long length hair*



Before...



1. Use on dry hair only.
2. Take a 2" wide by 1" thick section.
3. With glove on, hold the FAUXblo vertically to your head starting close to root and glide 1" down section while rotating away from face 180°. Hold for 5 seconds.



## FAUXBLO THERMAL BRUSH -

Classic Blowout...

*Long length hair*



FINAL LOOK!

4. Continue down section slowly while continuously turning FAUXblo. After each full turn of the FAUXblo hold for 5 seconds. Continue until you make your way to the ends.
5. Reveal for a voluminous blown out look.
6. Repeat on all hair sections and spray for extra hold.

# products to check out!

**Achieve 10** - Achieve 10 is the one product that delivers what, in the past, took ten separate products. It protects and repairs your hair without weighing it down. It contains argan oil, nature's most potent source of vitamin E. This greaseless oil full of vitamins and antioxidants easily penetrates the hair, as opposed to lying on the hair cuticle. Achieve 10 deeply infuses the hair with volumizers that thicken the hair, creating body and fullness. 1. Smooth and silky hair 2. Frizz control 3. Added shine 4. Extra body and fullness 5. Detangled hair 6. Protection for hair color 7. Prevent split ends/hair breakage 8. Guard from heat styling 9. Restore dry, damaged hair 10. Humidity blocker

**Marathon** - Ready, set, spray! Marathon is a high performing hairspray designed to maintain your style, from start to finish. Marathon provides a strong, yet flexible hold that sustains your look without ever being stiff, or flaky. Nothing like your typical pageant sprays that are hard, stiff, and sticky, Marathon delivers flexible movement. This spray was designed to naturally move with you and your busy lifestyle. Created with a weightless and fast drying formula, Marathon Hairspray provides the touchable long lasting style you want, without any of the stiffness you don't. Go ahead and finish off your style with Marathon and feel confident that our spray was built to endure until the finish line of your day.

**Atomic Gloss** - Add heavenly luster to your hair with Calista Atomic Gloss Shine Spray. This high gloss aerosol spray provides an ultra-fine mist that instantly absorbs into hair, promoting silky strands and amazing shine. Formulated with added conditioners and thermal protection, Atomic Gloss leaves hair smooth and frizz-free without weighing hair down. Mist Atomic Gloss on any hair type for infinite luster with a dreamy, touchable finish.



## CALISTA TOOLS, LLC LIMITED 12 MONTH WARRANTY PROGRAM

Our limited warranty program covers your appliance against defects in material or workmanship for 12 months from the date of purchase.

This warranty does not cover:

1. Damages caused by misuse, negligence, tampering or alteration of the appliance.
2. Normal wear and tear such as shorts in the power supply cord or plug.
3. Dropping the appliance.
4. Incorrect voltage supply.
5. Damage to cord.
6. Attempted repair by an unauthorized party.
7. Failure to follow safety, operation or maintenance instructions.
8. If used in a commercial or institutional setting.

The warranty extends only to the original purchaser and is not transferable.

Repair or replacement of the product (or if repair or replacement is not feasible, a refund of the purchase price) is the exclusive remedy of the consumer under this warranty.

This warranty gives you specific legal rights, and you may also have other rights which vary from state to state.

Any implied warranties, obligations, or liabilities, including but not limited to the implied warranty of merchantability and fitness for particular purposes, shall be limited warranty. In no event shall Calista Tools, LLC be liable for any special, incidental or consequential damages for the breach of this or any other warranty expressed or implied whatsoever.

**\*\*All returns must include the product, proof of purchase and a check or money order made payable to Calista Tools, LLC for \$15.00 to cover shipping and handling.\*\***

All returns **must include** the following information:

Name:  
Address:  
Phone #:  
Email Address:  
Describe defect:

**Send postage paid to the following address:**

Calista Tools, LLC  
Attn: Returns  
600 Willowbrook Lane  
Suite 615  
West Chester, PA 19382

Calista Tools, LLC is not responsible for missing or stolen items or appliances that are lost in transit to Calista Tools, LLC. It is strongly recommended that you track your shipment using FedEx, UPS or Registered Mail and keeping the tracking numbers. You are responsible for the shipping charges to send your appliance to Calista Tools, LLC.

©2018 Distributed by Calista Tools, LLC -West Chester, Pa 19382 Contact Calista via email [calistatools@comcast.net](mailto:calistatools@comcast.net)

# CALISTA<sup>®</sup>

Read All Instructions Before Use.

Learn more ways to style your hair at [www.calistatools.com](http://www.calistatools.com)

©2020 Calista Tools, LLC. All rights reserved.

Calista and Calista FAUXblo are trademarks of Calista Tools, LLC.  
West Chester, PA 19382