



The Look:

Body & Volume

Before



1 Start by using CHI Smart Silk Volumizing Thermal Iron Guard Mist on wet hair, concentrating on roots and continue throughout the hair.


2 Attach the nozzle to the triStyler and rough dry the hair, at least 80%.

3 Using your fingers, section the hair. Separate into two front sections, twist hair and secure with a clip. Grab one more section at the crown of the head, twist hair and secure with a clip.

4 Detach the nozzle and attach the retractable brush. Starting with the bottom section, grab a half inch sub section and place the triStyler with bristles extended on the hair at mid shaft and slide the switch to the high position. Roll the triStyler down the hair to create a tuck.

5 Continue the same motion around the head, working your way up the sections. To create volume at the root, place the triStyler with the bristles extended at the root and brush in an upward motion, slightly rotating your wrist. Hold for 5 seconds, retract the bristles and slide the triStyler out.

6 To help add shine and volume, spray CHI Smart Silk Volumizing Hair Spray on the finished look



After

