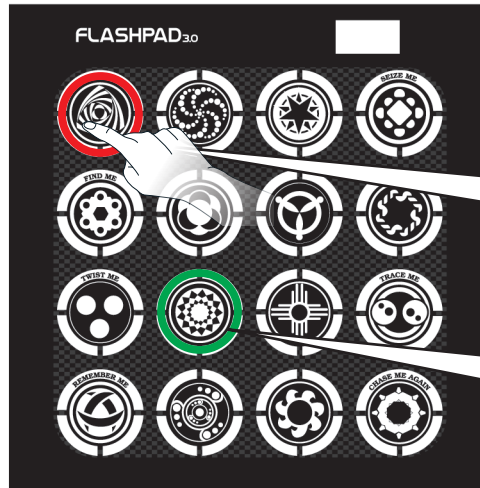


Chase Me Game-Sample Stage

Instruction

Touch all the light up RED icons within the 2 seconds time limit, skip the GREEN icons. As the game proceeds, the number of RED and GREEN icons in each stage will increase.

In this stage, you will find one RED and one GREEN.



**Chase the RED color
and Touch it!**




Don't touch the GREEN!

Seize Me Game -Sample Stage

Instruction

Touch the icon which is different from the pattern during the lightshow. The more different icons you can seize, the more scores you get!

In each stage, you will find all the icons will light up in pattern during the lightshow but only one icon's color is different from the others.



**Find the icon in
different color and
Touch it!**

Remark: the lightshow pattern are different everytime; sometime is from top to bottom; sometime is from left to right, etc.

Find Me Game -Sample Stage


Instruction

All the 16 icons on the game panel will light up. A target is randomly assigned and hidden in one of the 16 icons. Touch the icons to test your luck! The fastest you can find the target, the highest scores you can earn.

In this stage, a TARGET is randomly assigned as shown.



**A Hidden TARGET
is randomly assigned
in this icon!**

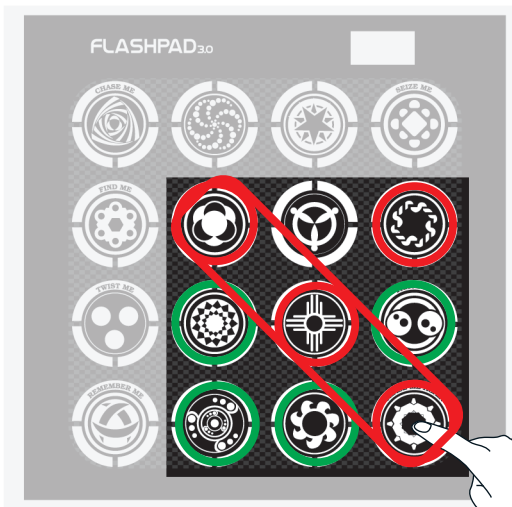

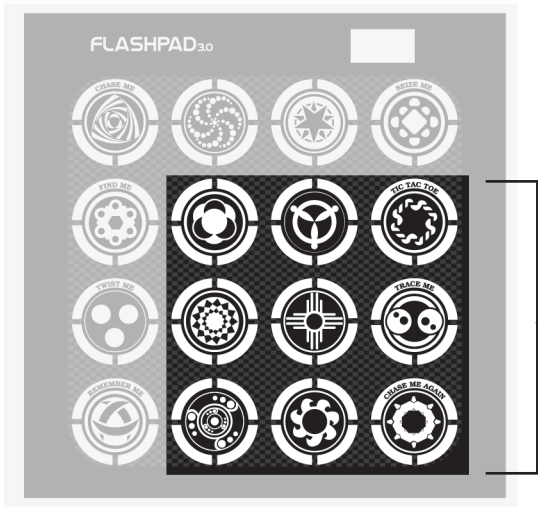


**The fastest you can find the
TARGET, the highest scores
you can earn.**

Tic Tac Toe Game -Sample Stage

Instruction

Play the classic 2-player game "Tic Tac Toe" (RED vs Green) on the area as shown.



Red WIN!

Twist Me Game -Sample Stage

Instruction

TOUCH AND HOLD THE YELLOW ICONS ONE BY ONE. As the game proceeds, the number of Yellow icons will increase.

In this stage, you will find one Yellow icon light up at the beginning.



Step 1:



Keep HOLDING the 1st Yellow icon and do the same way while the 2nd Yellow icon light up.

Step 2:



Repeat the practice "Touch & Hold" for the 3rd Yellow icon.

Step 3:



You will WIN this stage when you successfully "Touch & Hold" all the Yellow icons.


Trace Me Game -Sample Stage

Instruction

In each stage, to fade out all the lights by slide through the icons in all direction:

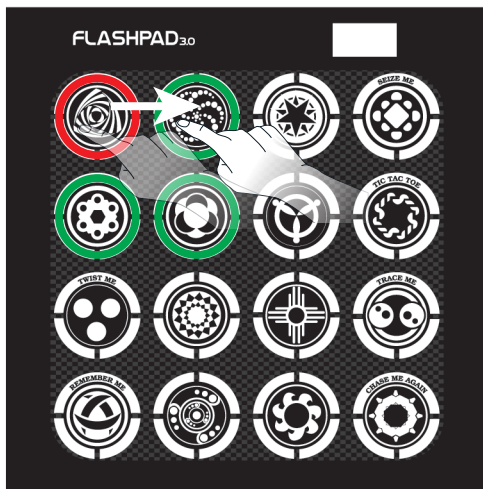
- Green Light: Pass 1 time.
- Yellow Light: Pass 2 times.
- Red Light: Pass 3 times

In this stage, you will find 1 Red & 3 Green,



so **How to fade out all the lights by slide through the icons in once?**

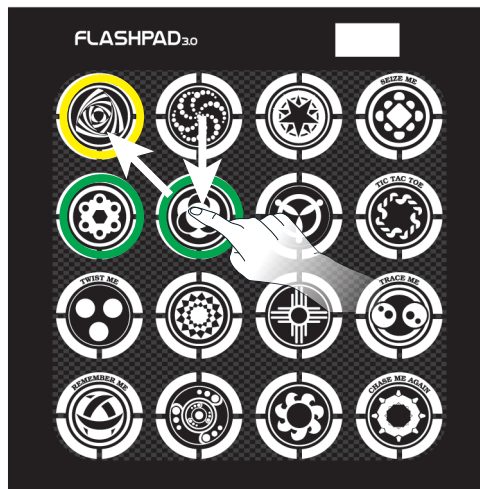
Step 1:



Since the Red Light need to pass 3 times, we suggest pass the Red Light first and then slide to Green Light nearby.

Remark: the red light will turn yellow and the green light will disappear after the first pass.


Step 2:



Then slide downward to Green Light and pass back to Yellow Light.

Remark: the yellow light will turn green and the green light will disappear.

Step 3:



Then slide downward to Green Light and pass it back to off all the lights.)

Trace Me Game -Sample Stage

Instruction

In each stage, to fade out all the lights by slide through the icons in all direction:

-Green Light: Pass 1 time.

-Yellow Light: Pass 2 times.

-Red Light: Pass 3 times

In this stage, you will find 1 Red, 6 Yellow & 3 Green.



so **How to fade out all the lights by slide through the icons in once?**

Step 1:



Since the Red Light need to pass 3 times, we suggest pass the Red Light first and pass through the yellow and green lights.

Remark: the red light will turn yellow; yellow light turn green; the green light will disappear after the 1st pass..


Step 2:



Then slide backward to pass through the Green and Yellow Lights.

Remark: the yellow light will turn green and two more green lights will disappear now.

Step 3:




Now you can repeat the practice of Step 1 and Step 2 to fade out all the remain lights.

Remember Me Game -Sample Stage

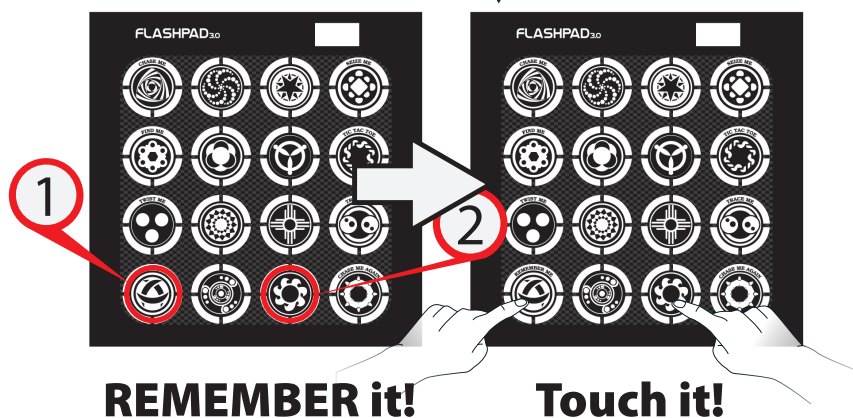
Instruction

Memorize and repeat the growing light up icons sequence by touching all the RED icons in sequence.

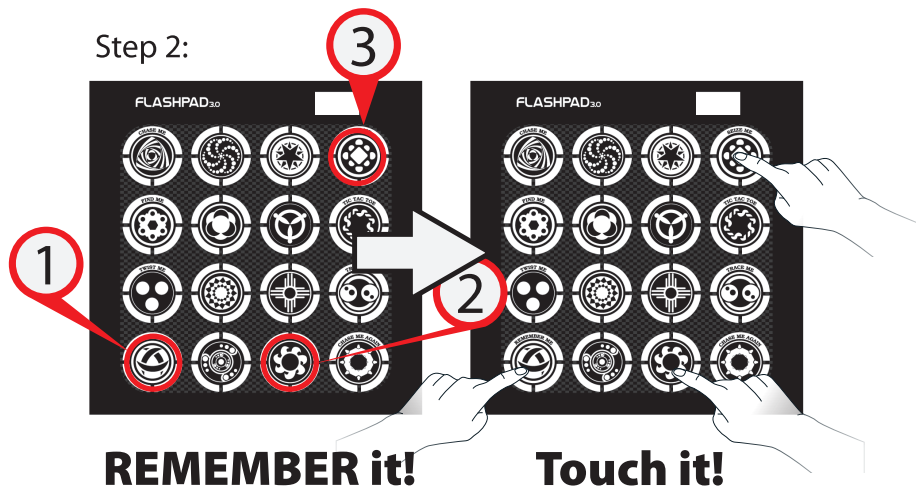
In this stage, you will find 1 Red icon light up at the beginning.



Step 1:



Step 2:



- Keep moving on and repeat the practice to
- break the score record!
-
-
-

Chase Me Again Game

-Sample Stage

Instruction

The icons will light up in sequence.
The player then have to copy by
slide through the icons.

In each stage, you will find the icons **lights up in Red in sequence.**

