




# HALO<sup>®</sup>

## 100W SOLAR PANEL



### **OPERATING INSTRUCTIONS**

PLEASE READ BEFORE OPERATING THIS EQUIPMENT

## **THANK YOU**

*We appreciate your business and would like to thank you  
for choosing HALO!*

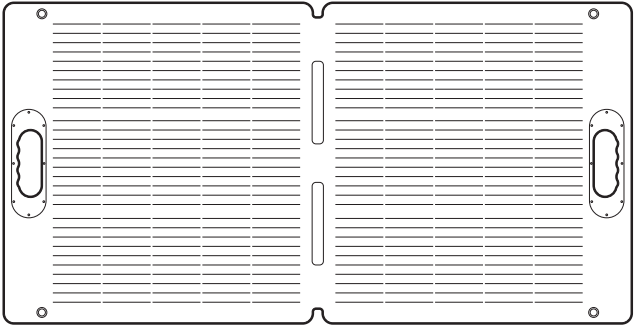
*Your safety is important to us.  
Please read the instructions carefully and utilize the proper  
precautions before operating this equipment.*

## TABLE OF CONTENTS

|  |    |
|--|----|
| Included Items.....                            | 2  |
| Operating Instructions.....                    | 3  |
| Connecting a HALO Solar Panel in Parallel..... | 4  |
| Connecting 3 HALO Solar Panels in Serial.....  | 5  |
| Charging Electronic Devices.....               | 6  |
| Specifications.....                            | 7  |
| Safety Precautions.....                        | 8  |
| FCC Compliance.....                            | 9  |
| Warranty and Contact Information.....          | 10 |

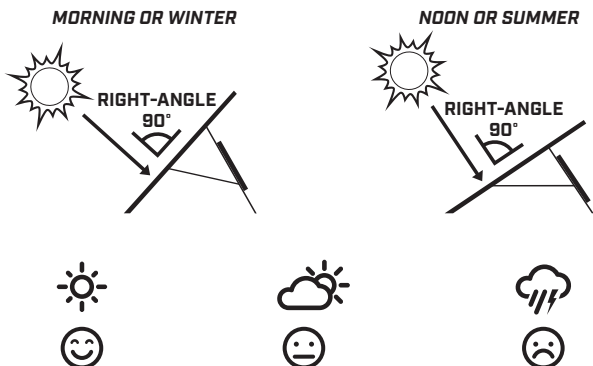
## INCLUDED ITEMS

- HALO 100W SOLAR PANEL
- 10Ft. DC5525 CABLE

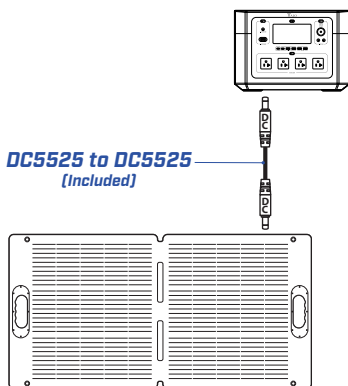


# OPERATING INSTRUCTIONS

1. Unfold the solar panels.
2. Adjust the kick stand. For optimal solar radiation, please angle the solar surface and the sunlight at 90°F.



3. Connect the DC5525 to DC5525 cable to the DC Input port on the powerstation.

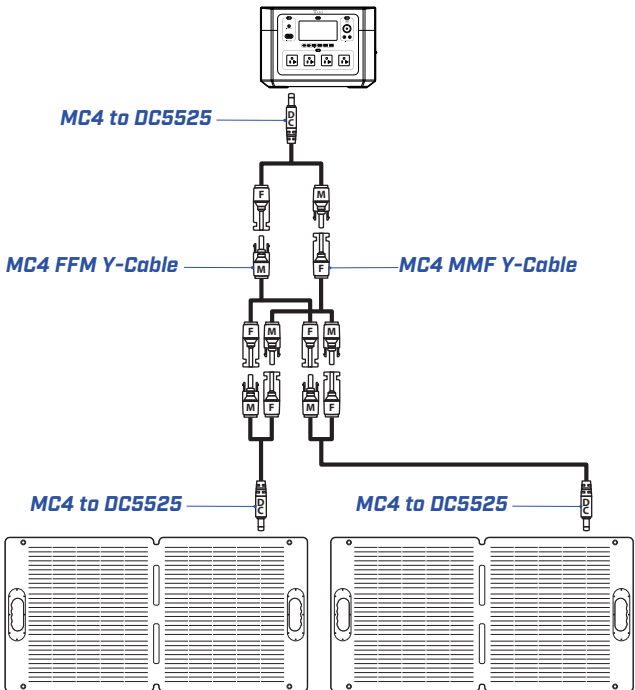


# CONNECTING HALO SOLAR PANELS IN PARALLEL

Two or more HALO 100W Solar Panels can be connected together for higher output power. Up to six solar panels can be connected in a serial/parallel configuration.

## 2 Panel Parallel Kit (sold separately).

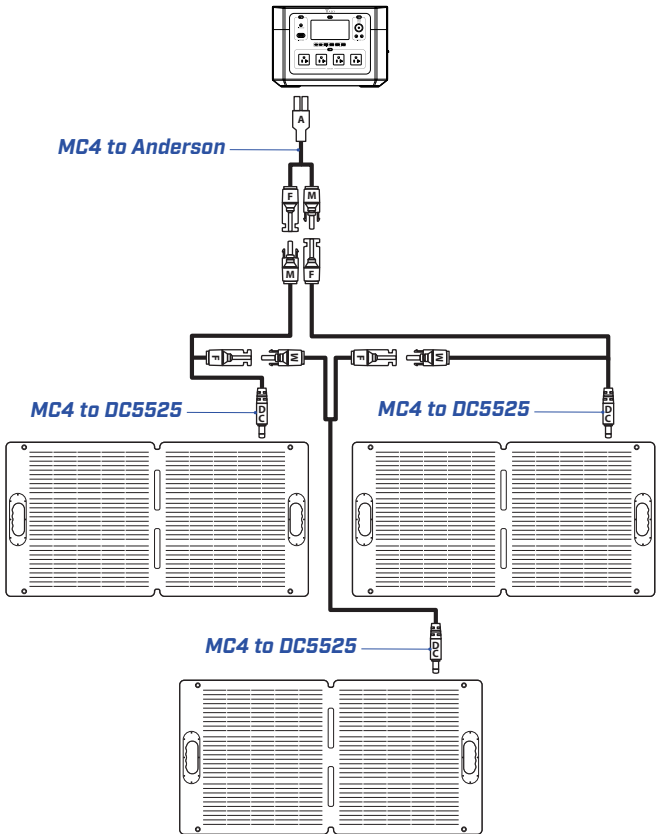
- One MC4 MMF Y-Cable
- One MC4 FFM Y-Cable
- Three MC4 to DC5525 Connecting Cables



# CONNECTING 3 HALO SOLAR PANELS

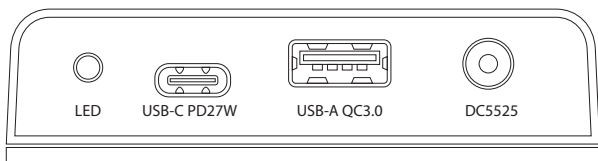
## 3 Panel Serial Kit [sold separately].

- One MC4 to Anderson Connecting Cable
- Three MC4 to DC5525 Connecting Cables



# CHARGING YOUR ELECTRONIC DEVICES DIRECTLY USING YOUR HALO SOLAR PANEL

Your electronic devices may be charged directly from the HALO Solar Panel. To charge your electronic devices, locate the output box located on the back of the solar panel. The appropriate USB cable (not included) can be used to charge your electronic devices. The DC5525 port is used to connect to the power station.



## TROUBLESHOOTING

### **Is the HALO 100W Solar Panel waterproof?**

While the product is designed to be outdoors, avoid getting the solar panels wet to extend the life of the product. Do not use the solar panels in extreme weather conditions. For optimal solar charging efficiency, use with the recommended operating temperature (14°F - 158°F) to expand the life of the unit.

### **Why is my powerstation or electronic device charging slowly?**

Charging speed will vary based on a number of factors including weather, obstructions and solar angle positioning. For optimal use, follow the instructions carefully and use in direct sunlight. Keep the solar panels clean and free of dirt and debris. There will be lower power generation on cloudy and rainy days.

### **Can I connect one or more solar panels together?**

Yes. 2 or more solar panels may be connected with the appropriate accessories. This will provide faster charging speeds for your powerstation.

# SPECIFICATIONS

## HALO 100W Solar Panel

|                                    |                                |
|------------------------------------|--------------------------------|
| Model.....                         | SE502                          |
| Max Power (Pmax).....              | 100W                           |
| Open Circuit Voltage.....          | 20.52V                         |
| Maximum Working Voltage (Voc)..... | 17.1V                          |
| Short Circuit Current (Isc).....   | 6.14A                          |
| Maximum Working Current (Ism)..... | 5.84A                          |
| DC Output.....                     | 12V-20.52 100W Max             |
| USB-A Output.....                  | 5V/3A, 9V/2A, 12V/1.5A 18W Max |
| USB-C Output.....                  | 5V/9V/3A, 12V/2.25A 27W Max    |
| Folded Dimensions.....             | 23.5 x 23 x 1.4 inches         |
| Unfolded Dimensions.....           | 46.1 x 23.5 x 0.19 inches      |
| Weight.....                        | 9.7 lbs                        |
| Operating Temperature Range.....   | 14°F - 158°F (-10°C - 70°C)    |



## **SAFETY PRECAUTIONS / MOVING AND STORAGE INSTRUCTIONS**

***CAUTION - Read all safety information before using this product. Failure to follow these instructions may result in electrical shock, explosion, fire which may result in serious injuries, death or property damage.***

- Read all instructions before using the product.
- Misusing or incorrectly connecting your HALO 100W Solar Panel may cause electric shock to users and damage equipment.
- Do not expose your HALO 100W Solar Panel to moisture, water, rain, or snow. Do not immerse in water.
- Keep your HALO 100W Solar Panel away from heat sources, including open flames, radiators, stoves, ovens, and any other devices that produce heat.
- Do not expose to heat above 212°F (100°C) or incinerate.
- Do not disassemble your HALO 100W Solar Panel.
- Do not bend, puncture, crush or subject to mechanical shock.
- The HALO 100W Solar Panel, along with its accessories, are not toys and should be kept away from children.
- Do not clean your HALO 100W Solar Panel with harsh chemicals, soaps or detergents.
- Do not attempt to charge an automotive battery directly with the solar panels.
- Solar panels should be recycled or disposed of as per state and local guidelines.

# COMPLIANCE WITH FCC REGULATION

This device complies with part 15 of the FCC Rules and RSS-Gen of IC Rules. Operation is subject to the following two conditions: (1) This device may not cause harmful interference, and (2) this device must accept any interference received, including interference that may cause undesired operation.

## **NOTE:**

This equipment has been tested and found to comply with the limits for a Class B digital device, pursuant to part 15 of the FCC Rules. These limits are designed to provide reasonable protection against harmful interference in a residential installation. This equipment generates, uses, and can radiate radio frequency energy and, if not installed and used in accordance with the instructions, may cause harmful interference to radio communications. However, there is no guarantee that interference will not occur in a particular installation. If this equipment does cause harmful interference to radio or television reception, which can be determined by turning the equipment off and on, the user is encouraged to try to correct the interference by one or more of the following measures:

- Reorient or relocate the receiving antenna.
- Increase the separation between the equipment and receiver.
- Connect the equipment into an outlet on a circuit different from that to which the receiver is connected.
- Consult the dealer or an experienced technician for help.
- Any changes or modifications not expressly approved by the party responsible for compliance could void the user's authority to operate the equipment.

## **CAUTION:**

To comply with the limits of the Class B digital device, pursuant to Part 15 of the FCC Rules, this device must be used with certified peripherals and shielded cables. All peripherals must be shielded and grounded. Operation with non-certified peripherals or non-shielded cables may result in interference to radio or reception.

## **MODIFICATION:**

Any changes or modifications of this device could void the warranty.

## LIMITED WARRANTY

At HALO, we are dedicated to making the best quality products. To back this up, this product is warranted. HALO warrants its products to be free from defects in material and workmanship under normal use. During the first 90 days from date of purchase, HALO will repair or replace the defective product. This warranty does not affect any statutory rights that you may be entitled to. Keep a copy of your purchase receipt as proof of purchase.

For all questions about the warranty or exchange requests, please call 888-907-6274 or visit our website at [www.HALOPOWER.com](http://www.HALOPOWER.com).

All copyrighted and copyrightable materials, including, without limitation, the logo, design, text, graphics, pictures, copy writing and the selection and arrangement ("Materials") thereof are ALL RIGHTS RESERVED Copyright © 2022 Alliance Sports Group, L.P.

Alliance Consumer Group  
700 Henrietta Creek Road  
Roanoke, Texas 76262

Made in Vietnam









[www.HALOPOWER.com](http://www.HALOPOWER.com)