LOCATE THE ACTIVATION CARD INSIDE YOUR PACKAGE FIRST



TRACFONE®

SERVICES GUIDE

LG REBEL™ LTE

For more information and the latest Terms and Conditions of Service, visit TracFone.com

PLEASE RECYCLE
Printed in the U.S.A.

QUAG-TFL44VC.V2

THANK YOU FOR BUYING A TRACFONE!

LG REBEL™ LTE

YOU MADE THE RIGHT CHOICE.

1. **VOLUME**
   While the screen is dark press the Volume Down or Up key twice to launch the Camera.

2. **BACK**
   Press to go back to the previous screen, menu or option.

3. **HOME**
   Press to access the Home screen. Press and hold to open Google Search.

4. **HEADSET JACK**

5. **POWER/LOCK**
   Press to lock or wake up the screen. To turn your phone ON, press and hold until your screen lights up. To turn your phone OFF, press and hold until the Phone options screen appears. Tap Power off. Tap OK to turn your phone off.

6. **APPS**

7. **RECENT APPS**
   Press to open the recently-used applications. From the main screen, press and hold to access the phone´s main menu.

8. **CHARGER/USB DOCK**

For an interactive tutorial of your phone, please visit **TracFone.com**. Hold your cursor over **Support**. Select **Learn About Your Phone**, then click on the phone model.

TABLE OF CONTENTS

1. GET STARTED
1.1 What's in Your Package
1.2 Activate Your TracFone
1.3 Set up Your TracFone Account

2. ABOUT YOUR TRACFONE SERVICE
2.1 Keep Your Service Active
2.2 Service Plans
2.3 Know Your Service Enrollment Options

3. HOW TO USE YOUR TRACFONE
3.1 Unlock Your Screen
3.2 Find Your Serial Number
3.3 Find Your SIM Number
3.4 Find Your Phone Number
3.5 Make and Receive Calls
3.6 Make International Calls
3.7 Set Up Your Google™ Account
3.8 Set Up Your Voicemail
3.9 Send Text Messages
3.10 Set Up Your Bluetooth®
3.11 Take and Share Your Pictures
3.12 Personalize With Ringtones and More
3.13 Manage Applications
3.14 Use the Mobile Internet Services
3.15 Security Settings
3.16 Additional Features and Apps
3.17 Tips

HEALTH AND SAFETY INFORMATION

1. GET STARTED

1.1 WHAT'S IN YOUR PACKAGE

1.2 ACTIVATE YOUR TRACFONE

1.3 SET UP YOUR TRACFONE ACCOUNT

1.1 WHAT'S IN YOUR PACKAGE

TRACFONE

BACK COVER

CHARGER/
USB CABLE

BATTERY

ACTIVATION CARD



SERVICES GUIDE

1.2 ACTIVATE YOUR TRACFONE

A. Locate the ACTIVATION CARD inside your package. This Card has the Serial and SIM Numbers you need to Activate your phone.

B. To Activate your Service, go to TracFone.com or call 1-800-867-7183 from another phone. You will need a TracFone Service Plan or a credit or debit card to complete your Activation.



1.3 SET UP YOUR TRACFONE ACCOUNT

A. Set up *My Account*

My Account can be created upon activation of your phone at TracFone.com. This is where you will create and update your personal profile information, update credit/billing information, view your Service End Date, and more.

***My Account* is the best place to:**

- See TracFone Programs
- Access Special Offers and Promotions
- Buy or Add a Service Plan
- Enroll in Monthly Value Plans
- Check Balance/Service End Date
- Update Personal Profile and Manage Credit Card Info
- Get International Calling Information
- View TracFone Support Forum
- View FAQs

B. TracFone My Account App

TracFone provides easy options to help you keep track of your Minutes, Text, and Data balances, as well as to view your Service End Date. Simply download* the free **TracFone My Account** app from Google Play™.

*Standard Data rates may apply.

2. ABOUT YOUR TRACFONE SERVICE

2.1 KEEP YOUR SERVICE ACTIVE

2.2 SERVICE PLANS

2.3 KNOW YOUR SERVICE ENROLLMENT OPTIONS

2.1 KEEP YOUR SERVICE ACTIVE

IMPORTANT

To keep your Service Active, you must refill your Service Plan BEFORE your Service End Date.

TracFone Airtime Plans add Minutes and Service Days to your phone. To find your Service End Date, go to our website at **TracFone.com** and log into your Account or you can call our Customer Care Center at **1-800-867-7183**.

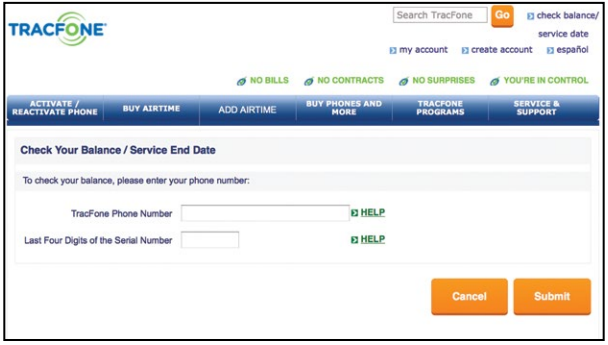

Keep your Service Active with a variety of Airtime Plan cards and Monthly Plans. Choose the option that best fits your needs. You can change or add plans at any time without penalties or fees.

2.2 SERVICE PLANS

Your phone will only work with TracFone Wireless Service Plans for cellular phones. You can purchase the plan that best fits your needs at:

- Participating retailers nationwide
- TracFone.com
- Customer Care Center 1-800-867-7183

2.3 KNOW YOUR SERVICE ENROLLMENT OPTIONS

A. Monthly Airtime Plans

TracFone offers the same conveniences as contract plans, but without the contract! Choose the Airtime Plan that works best for you:

- Individual Plan
- Family Value Plan
- TracFone Service Protection Plan

Enroll your TracFone in an Airtime Plan and enjoy these benefits:

- Automatically receive Minutes and Service Days on your TracFone every month.
- Airtime Plans start at $9.99/month.
- No contracts or cancellation fees.

B. Where To Enroll

In order to enroll in a Monthly Airtime Plan you must have a valid credit or debit card.

To enroll:

- Go to **TracFone.com/valueplans**

OR

- Call us at 1-800-867-7183

3. HOW TO USE YOUR TRACFONE

3.1 UNLOCK YOUR SCREEN
3.2 FIND YOUR SERIAL NUMBER
3.3 FIND YOUR SIM NUMBER
3.4 FIND YOUR PHONE NUMBER
3.5 MAKE AND RECEIVE CALLS
3.6 MAKE INTERNATIONAL CALLS
3.7 SET UP YOUR GOOGLE™ ACCOUNT
3.8 SET UP YOUR VOICEMAIL
3.9 SEND TEXT MESSAGES
3.10 SET UP YOUR BLUETOOTH®
3.11 TAKE AND SHARE YOUR PICTURES
3.12 PERSONALIZE WITH RINGTONES AND MORE
3.13 MANAGE APPLICATIONS
3.14 USE THE MOBILE INTERNET SERVICES
3.15 SECURITY SETTINGS
3.16 ADDITIONAL FEATURES AND APPS
3.17 TIPS

3.1 UNLOCK YOUR SCREEN

To unlock your screen, swipe your finger across the screen in any direction. *If the screen is dark, simply press the* ***POWER/LOCK*** *key to enable it.*

KnockON

You can turn the screen on and off by simply double tapping on it:

- ON: When the screen is off, double-tap anywhere on the screen.
- OFF: Double-tap the Status Bar in any screen (except on the camera viewfinder) or an empty area on the Home screen.

3.2 FIND YOUR SERIAL NUMBER

1. Press the **HOME** key.
2. Tap the **Apps** icon, located at the bottom of the screen.
3. Tap **Settings**.
4. Slide your finger upwards along the screen to access additional options. Tap **About phone**.
5. Tap **Status**. Your Serial Number will appear under **IMEI**.
6. To return to the main screen, press the **HOME** key

3.3 FIND YOUR SIM NUMBER

Your SIM number can be found on the front of the red Activation Card that came with your phone. If you do not have your Activation Card, you can also find your SIM numbers as follows:

1. Press the **HOME** key.
2. Tap the **Apps** icon, located at the bottom of the screen.
3. Tap **Settings**.
4. Slide your finger upwards along the screen to access additional options. Tap **About phone.**
5. Tap **Status**. Your SIM Number will appear under **ICCID**.
6. To return to the main screen, press the **HOME** key.

3.4 FIND YOUR PHONE NUMBER

1. Press the **HOME** key.
2. Tap the **Apps** icon, located at the bottom of the screen.
3. Tap **Settings**.
4. Slide your finger upwards along the screen to access additional options. Tap **About phone**.
5. Tap **Status**. Your Phone Number will appear under **My phone number**.
6. To return to the main screen, press the **HOME** key.

See inside front cover for help locating your phone keys.

3.5 MAKE AND RECEIVE CALLS

Make a Call

1. Press the **HOME** key.
2. Tap the **Phone** icon located at the bottom of the screen. *If the dialpad does not appear on the screen, tap the **Dial** tab located at the top of the screen.*
3. Enter the phone number you wish to call, including the 3-digit area code. Entering a **1** before the area code may be necessary in some areas.
4. To place the call, tap the **Phone** icon located at the bottom of the screen.
5. To end the call, tap **End**.

Receive a Call

1. To answer an incoming call, slide **Answer** in any direction.
2. To end the call, tap **End**.

3.6 MAKE INTERNATIONAL CALLS

You can call over 100 international destinations from your TracFone at no additional cost. Please wait 2 business days after your TracFone is Activated to make international calls.

A. From your TracFone, dial 1-800-706-3839. If you are in Alaska, Hawaii and the U.S. Virgin Islands please dial 1-305-938-5673. We suggest that you add these numbers to your contacts for easy dialing.

B. Select your language: 1 for English, 2 for Spanish. Listen to dialing instructions. After selecting a language, dialing instructions can be interrupted at any time and you can skip to step C.

C. Dial 011 + Country Code + City Code + Telephone Number. For calls to the Bahamas, Bermuda, Canada and Dominican Republic just dial 1 + City Code + Telephone Number.

AVAILABLE INTERNATIONAL DESTINATIONS

Calls to cellular phones are not included unless the word "Cellular" is specifically listed next to the country name. Numbers in parentheses indicate the Country Code.

Albania - Tirana (355)	Colombia (57)
Andorra (376)	Costa Rica (506)
Argentina (54)	Croatia (385)
Australia (61)	Cyprus - Cellular (357)
Austria (43)	Cyprus (357)
Bahamas - Cellular (1)	Czech Republic (420)
Bahamas (1)	Denmark (45)
Bangladesh - Cellular (880)	Dominican Republic (1)
Bangladesh - Chittagong (880)	Estonia (372)
Bangladesh - Dhaka (880)	Finland (358)
Bangladesh - Sylhet (880)	France (33)
Belgium (32)	French Antilles (596)
Bermuda - Cellular (1)	French Guiana - Cellular (594)
Bermuda (1)	French Guiana (594)
Bolivia - La Paz (591)	Georgia (995)
Bolivia - Santa Cruz (591)	Germany (49)
Brazil (55)	Gibraltar (350)
Brunei - Cellular (673)	Greece (30)
Brunei (673)	Guadeloupe (590)
Bulgaria (359)	Guatemala - Telgua (502)
Canada - Cellular (1)	Hong Kong - Cellular (852)
Canada (1)	Hong Kong (852)
Chile (56)	Hungary (36)
China - Cellular (86)	Iceland (354)
China (86)	India - Cellular (91)
Colombia - Cellular (57)	India (91)

Indonesia - Cellular (62)	Poland (48)
Indonesia - Jakarta (62)	Portugal (351)
Indonesia - Surabaya (62)	Romania (40)
Iraq - Baghdad (964)	Russia - Cellular (7)
Ireland (353)	Russia (7)
Israel (972)	San Marino - Cellular (378)
Italy (39)	San Marino (378)
Japan (81)	Saudi Arabia - Riyadh (966)
Jordan (962)	Singapore - Cellular (65)
Kazakhstan (7)	Singapore (65)
Kenya - Nairobi (254)	Slovakia (421)
Lithuania (370)	Slovenia (386)
Luxembourg - Cellular (352)	South Korea - Cellular (82)
Luxembourg (352)	South Korea (82)
Macao - Cellular (853)	Spain (34)
Macao (853)	Sweden (46)
Malaysia - Cellular (60)	Switzerland (41)
Malaysia (60)	Taiwan - Cellular (886)
Malta (356)	Taiwan (886)
Mexico (52)	Thailand (66)
Monaco (377)	Turkey (90)
Netherlands (31)	United Kingdom (44)
New Zealand (64)	Uzbekistan (7)
Norway (47)	Venezuela (58)
Panama (507)	Vietnam - Ho Chi Minh (84)
Paraguay (595)	Zambia (260)
Peru (51)	

Note: Please wait to be connected; DO NOT press any other key on your TracFone or your call might be disconnected.

D. TracFone Frequent Numbers Service

With TracFone, making international calls is really easy! Our Frequent Numbers Service offers you up to ten U.S. 800 numbers, which you can link to your most frequently dialed international numbers in any of our available international destinations (with this service, you do not need to follow steps A, B and C from section 3.6).

Just dial any of the ten U.S. 800 numbers that you can program through our website or by calling TracFone, and you will be quickly connected with the international destination you want at no additional cost.

Visit our International Long Distance website at **TracFone.com** or call our Customer Care Center at 1-800-867-7183 to set up this service for free.

E. TracFone International Neighbors Service (Available only for Mexico)

With our International Neighbors Service, your family and friends living in Mexico can call your TracFone directly without paying for an international long distance call, and your TracFone will deduct the same number of Minutes as if it were a local call. No international long distance charges for anyone!

With Active service, TracFone will assign you a Mexican phone number that will be linked to your TracFone for free. Your family and friends can dial this local phone number and you will receive the call on your TracFone here in the U.S. To register for International Neighbors Service, and to assign specific phone numbers, register at TracFone.com.

TIP: To enjoy this unique service, make sure you keep your service Active. If your Service Days Remaining end and your phone is deactivated, you will lose your Mexican phone number. Should this happen, you can get a new Mexican phone number when you re-activate your TracFone.

3.7 SET UP YOUR GOOGLE™ ACCOUNT

To access Google Play™ as well as other applications on your phone, you will need to add or create a free Google Account (i.e. Gmail Account).

1. Press the **HOME** key.
2. Tap the **Google** folder.
3. Tap the **Gmail** icon. Follow the tutorial on your screen to add your Google Account.
4. To return to the main screen, press the **HOME** key.

The first Google account that you register to your phone will be your Primary Google account. Once you register a Google Account to your phone, your contacts, calendar entries, and Gmail will sync with your primary Google Account. It can take up to 15 minutes for your phone to sync with the Google server.

3.8 SET UP YOUR VOICEMAIL

1. Press the **HOME** key.
2. Tap the **Phone** icon located at the bottom of the screen. *If the keypad does not appear on the screen, tap the **Dial** tab located at the top of the screen.*
3. Press and hold the **1** key for several seconds. Your phone will automatically call **Voicemail**. Once the call is connected, follow the voicemail prompts.
4. To end the call, tap **End**.

3.9 SEND TEXT MESSAGES

1. Press the **HOME** key.
2. Tap the **Messaging** icon located at the bottom of the screen.
3. To compose a new message, tap the **plus sign (+)** located at the bottom of the screen.
4. Enter the contact name or the mobile number of the desired recipient in the **To** field. *If entering the name or mobile number of an existing contact, tap the name when it appears.*
5. Tap on the **Enter message** field, and enter the message you wish to send.
6. When finished, tap **Send**.
7. To return to the main screen, press the **HOME** key.

3.10 SET UP YOUR BLUETOOTH®

To pair your phone with a Bluetooth device, make sure that both are fully charged. Have the devices within a range of 30 feet from each other. Make sure the device is **ON** and in Pairing or Bonding Mode. Please remember that you can connect to only one device at a time.

1. Press the **HOME** key.
2. Tap the **Apps** icon, located at the bottom of the screen.
3. Tap **Settings**.
4. Tap the **ON/OFF** button to the right of **Bluetooth** to turn it **ON**.
5. Tap **Bluetooth**. A list of the available devices will be populated.
6. Tap the name of the desired device and wait for the devices to pair.
7. Follow the prompts on the phone screen to complete the pairing process.
8. To return to the main screen, press the **HOME** key.

IMPORTANT: If you are prompted for a PIN, please refer to your headset's user guide. A commonly used PIN for headsets is **0000**. Enter the PIN into your phone and follow the prompts to complete the pairing process.

3.11 TAKE AND SHARE YOUR PICTURES

Take a Picture

1. Press the **HOME** key.
2. Slide your finger to the left across the screen and tap the **Media** folder.
3. Tap the **Camera** icon.
4. To take a picture, tap the **camera** icon at the bottom of the screen. The picture will be automatically saved in your Gallery. *If the Camera icon doesn't appear, tap the **three vertical dots** located at the top of the screen.*

Note: *You can also take a picture by tapping on the screen when the camera icon is not present on the screen.*

Front-facing camera

1. Press the **HOME** key.
2. Slide your finger to the left across the screen and tap the **Media** folder.
3. Tap the **Camera** icon.
4. Tap the **front-facing camera** icon at the top of the screen. *If the icon doesn't appear, tap the **three vertical dots** located at the top of the screen.*
5. To take a picture, tap the **Camera** icon on your screen. The picture will be automatically saved in your Gallery.

Note: You can access the Camera directly from the Lock screen. While the screen is dark press the **Volume Down** or **Up** key twice to launch the Camera.

Share the Picture

1. Tap the picture thumbnail located in the lower part of the screen. Your phone will display the last image captured.
2. **Complete action using** will appear on the screen. Choose the option of your preference and tap **OK**.
3. Tap the **Share** icon, located at the top of the screen. All available sharing options will appear on the screen. *If the Share icon does not appear, simply tap the screen to display all options.*
4. Tap **Messaging**.
5. Enter the contact name or the mobile number of the desired recipient in the **To** field. *If entering the name or mobile number of an existing contact, tap the name when it appears.*
6. Tap the space next to the picture and enter the message you wish to send.
7. When finished, tap **Send MMS**.
8. To return to the main screen, press the **HOME** key.

3.12 PERSONALIZE WITH RINGTONES AND MORE

A. Personalize with Ringtones

1. Press the **HOME** key.
2. Tap the **Apps** icon, located at the bottom of the screen.
3. Tap **Settings**.
4. Tap **Sound & notification**.
5. Tap **Ringtone**.
6. Tap the ringtone of your preference to listen to it. Slide your finger along the screen to access additional options.
7. Once you have selected the ringtone you wish to use, tap **OK**.
8. To return to the main screen, press the **HOME** key.

B. Personalize with Graphics

1. Press the **HOME** key.
2. Tap the **Apps** icon, located at the bottom of the screen.
3. Tap **Settings**.
4. Slide your finger upwards along the screen and tap **Home screen**.
5. Tap **Wallpaper**.
6. Select the folder that contains the graphic you wish to use.
7. Thumbnails of the available images will be displayed. Tap the one you want to use. *You may need to size and frame the image.*
8. Tap **OK** or **SET WALLPAPER**.

C. Download Applications and Content

From the main screen, tap the **Play Store** icon to access Google Play™. Browse thousands of apps, games, music and more.

The Play Store

With phones powered by Android™, you can access over 1,000,000 free and pay-for apps that are available at the Play Store. To purchase content or an app from the Play Store, you will need a Gmail account and a credit or debit card. The purchases you make are a transaction between you and Google and/or the Application Developer. **Customer Care will not be able to provide technical assistance or refunds/credits for your purchases.** We suggest that before you purchase any apps, that you look at the reviews about those that you are interested in purchasing. The Play Store may allow app orders to be cancelled within 15 minutes. Please refer to the Play Store website for details. If you receive an error code during the purchase process, visit google.com/support/googleplay.

3.13 MANAGE APPLICATIONS

1. Press the **HOME** key.
2. Tap the **Apps** icon, located at the bottom of the screen.
3. Tap **Settings**.
4. Slide your finger upwards along the screen and tap **Apps**.
5. Note the tabs at the top of the screen. To see what applications are currently running, slide your finger to the left across the screen until you reach the **RUNNING** tab.
6. Tap the application that you would like to manage and choose what you would like to do.
7. To return to the main screen, press the **HOME** key.

Applications running in the background can drain the battery and slow down the processing speed of your phone.

3.14 USE THE MOBILE INTERNET SERVICES

The TracFone Mobile Web allows you access to news, sports, weather, entertainment, and more directly from your phone. To access the TracFone Mobile Web, press the **Home** key, then tap the **Browser** icon, located at the bottom of the screen. Your phone will then connect to the Mobile Web.

Access and Data consumption begins when your phone makes a data connection and ends when the data connection terminates. Total Access and Data Consumption Charges will depend on the size of the content and the actual time it takes to download or transmit the content or multimedia message, and to access or view the Information Service. For additional information about Data consumption charges, refer to the latest TracFone Wireless Terms and Conditions of Service at **TracFone.com**.

IMPORTANT: After your phone is Active, it may take up to 1 hour to access Mobile Web Services.

3.15 SECURITY SETTINGS

Set your Screen Lock options

There are several security options that will protect your data and limit access to your phone. To set up your preferences:

1. Press the **Home** key > **Apps** > **Settings** > **Lock screen** > **Select screen lock**. Select the screen lock that you prefer.
2. Follow the on-screen prompts to set up the security option of your choice.

Forgot your security setting?

- If your attempts to unlock your screen are unsuccessful, please follow the prompts on the screen. Once you have unlocked your screen, you will need to create a new screen lock.

- If you are still unable to unlock your screen, please call the Customer Care Center at 1-800-867-7183 to reset your phone. Be aware that this erases all data from the internal memory of your phone and restores the phone to the original factory settings. Once your phone is reset, you can recover your synced information by logging into your primary Gmail account.

3.16 ADDITIONAL FEATURES AND APPS

A. Access or Replace a Memory Card

Your phone accepts a memory card of up to 32GB.
To access the card:

Locate the memory card compartment

1. Power your phone **OFF**.
2. Remove the back cover by lifting it using the notch located on the left side of the phone. The memory card compartment is located above the battery compartment, to the left of the SIM card.

Insert the card

1. Arrange the memory card so that the gold bars on the card are facing down and gently slide it all the way in.
2. Replace the back cover and power your phone **ON**.

Remove the card

1. Slide the memory card out. *We recommend that you have your phone turned OFF.*
2. Replace the back cover and power your phone **ON**.

B. Your Music

Play and Access Your Music Files

- You can play a variety of sound files and access music files on your phone.
- You can listen to the music stored in your phone via Bluetooth.
- You can separate your music by Genres, Albums, Artists and Songs.

Transfer Your Music Files

To transfer music files to a computer you will need the USB Cable provided with the phone. Refer to your computer's user guide for instructions on how to transfer content. Your phone does not support DRM protected music files*.

*The unauthorized copying of copyrighted materials is contrary to the provisions of the Copyright laws in the United States and in other countries. This device is intended solely for copying non-copyrighted material, material for which you own the copyright, or material which you are legally permitted to copy. If you are uncertain about your right to copy any material, please contact your legal advisor.

C. Apps

Knock Code: The Knock Code feature allows you to instantly access your Home screen by tapping a customized pattern anywhere on the screen. To enable this function: **Home screen > Apps > Settings > Lock screen > Select screen lock > Knock code.** Now follow the prompts on your screen.

File Manager: Displays all data stored on the phone, including applications, videos, pictures or audios you have captured and other data transferred via Bluetooth, USB cable, etc. It also displays media files downloaded from Google Play, YouTube or other locations. To access this function: **Home screen > Apps > File Manager.**

Wi-Fi Utility: Manages your Wi-Fi settings to provide free, high-speed data by automatically connecting to Wi-Fi hotspots. To access this function: **Home screen > Apps > Wi-Fi Utility.**

QuickMemo+: This feature allows you to create memos and capture screenshots. It allows you to easily and efficiently create memos during a call, with a saved picture or on the current phone screen. To access this feature: **Home screen > Apps > QuickMemo+.**

Share & Connect: Allows you to print the content of certain screens (such as web pages displayed in Chrome) to a printer connected to the same Wi-Fi network as your Android device. To access this function: **Home screen > Apps > Settings > Share & connect > Printing.**

For additional information about your phone, you can view or download the manufacturer's manual at **TracFone.com**.

3.17 TIPS

- **This is an unlockable device.** For more information, please refer to the Terms and Conditions of Service in your package or at **TracFone.com.**

- **To access notifications in the Notifications Panel** slide your finger from the top of the screen and drag the Bar down. All new messages and notifications will be displayed; tap the notification you wish to see for direct access to it.

- **You can also easily access your phone's Settings** by sliding down the Notifications Panel and tapping on the **Settings** icon located at the upper part of the screen.

- **Your phone has several customizable screens** that give you easier access to your most commonly used content and applications.
  - Slide your finger across the screen in either direction to access the different home screens.
  - To move an icon to a particular screen, go to the screen where you want the icon to be, tap the **Apps** icon, then tap and hold the icon of the application you wish to move until it appears on the desired screen.
  - You can easily organize all your applications by editing, uninstalling/disabling, hiding them, or creating new folders: Home screen > **Apps** > Tap the **three vertical dots** at the top of the screen > Choose the action you want to perform.

- **For increased data speeds**, use a secure Wi-Fi® connection where available.

- **Your phone will automatically back up to your Gmail account.** In order for your contacts, paid apps, calendar, and Gmail to be restored when you set up an Android phone using the same primary Gmail account:
  1. Press the **Home** key > **Apps** > **Settings** > **Accounts & Sync** > **ADD ACCOUNT** > **Google**.
  2. Select your primary Gmail account and then tap to select the features you would like automatically backed up/synced.

- **Don't wait until it's too late to back up your phone! Multimedia and other files will need to be backed up manually.** To back up application data, Wi-Fi passwords, and other settings to Google servers, simply:
  1. Press the **HOME** key.
  2. Tap the **Apps** icon.
  3. Tap **Settings**.
  4. Tap **Backup & reset**. Select from the options listed.

  To back up files such as photos and videos, search on Google Play to find the app that fits your needs.

- **A Master or Factory Data Reset** erases everything on the internal memory of your phone including the Gmail account access. You should remember your Gmail account's user name and password before performing a factory reset. After a reset is performed, you can sync your information to your phone again by logging in to your primary Gmail account from your phone.

- **To extend your battery life,** follow some of the tips listed below:
  - Check Running Services and close any unnecessary applications.
  - Use the **Apps** feature to end/shutdown applications that are running in the background.
  - Turn off Bluetooth® and GPS when not in use.
  - Turn off automatic application sync.
  - Set Screen Timeout to the lowest setting (factory default is 30 seconds).
  - Reduce your data usage.
  - Reduce use of the Live Wallpapers.
  - Use the factory charger provided to avoid battery damage.

Data Managing Tips

- Wi-Fi®: Use a secure Wi-Fi connection at home or other locations where it may be available. You can use a Wi-Fi finder app to help you locate available Wi-Fi networks. Connect to Wi-Fi before you stream music, video, and other data heavy content.

- AUTO UPDATES: Turn off auto updates on your apps or change your settings to update using Wi-Fi only.

- PHOTOS: Turn off automatic photo uploading or change your settings to upload using Wi-Fi only.

- EMAIL: Turn off push e-mail or set e-mail accounts to sync every hour or greater. You can also set e-mail accounts to update manually and get email only when you want it.

- MOBILE WEBSITES: Access the mobile website version of your choice since full websites require more data to view and browse them.

- BACKGROUND APPS: Turn off Apps running in the background. They constantly use data and can also slow down the processing speed of your phone.

- USAGE ALERTS: Download a Data Usage App to help you keep track of your data usage. With Android™ version 4.0 and later you can set a mobile data limit reminder.

For additional information about your phone, you can view or download the manufacturer's manual at **Tracfone.com**.

HEALTH AND SAFETY INFORMATION

Warning Violation of the instructions may cause serious injury or death.

WARNING: This product contains chemicals known to the State of California to cause cancer and birth defects or other reproductive harm. ***Wash hands after handling.***

- Never place your phone in a microwave oven as it will cause the battery to explode.

- When riding in a car, do not leave your phone or set up the hands-free kit near the air bag. If wireless equipment is improperly installed and the air bag is deployed, you may be seriously injured.
- Do not dispose of your phone near fire or with hazardous or flammable waste. You should dispose of your phone in accordance with all applicable laws.

- Do not use the phone in areas where its use is prohibited. (For example: aircraft)

- Do not expose the battery charger or adapter to direct sunlight or use it in places with high humidity, such as a bathroom.

- Do not use harsh chemicals (such as alcohol, benzene, thinners, etc.) or detergents to clean your phone. This could cause a fire.

- Do not drop, strike, or shake your phone severely. It may harm the internal circuit boards of the phone.

- Do not use your phone in high explosive areas as the phone may generate sparks.

- Do not damage the power cord by bending, twisting, pulling, or heating. Do not use the plug if it is loose as it may cause electric shock or fire.
- Do not place any heavy items on the power cord. Do not allow the power cord to be crimped as it may cause electric shock or fire.
- Do not handle the phone with wet hands while it is being charged. It may cause an electric shock or seriously damage your phone.

- Do not disassemble the phone.
- Do not place or answer calls while charging the phone as it may short-circuit the phone and/or cause electric shock or fire.
- Do not attempt to repair or modify the device yourself.
- You should never attempt to open or disassemble this device yourself and doing so may cause damage that voids your warranty.

- Make sure that no sharp-edged items, such as animal's teeth or nails, come into contact with the battery. This could cause a fire.

- Be careful that children do not swallow any parts (such as earphone, connection parts of the phone, etc.) This could cause asphyxiation or suffocation resulting in serious injury or death.

- Unplug the power cord and charger during lightning storms to avoid electric shock or fire.

- Only use chargers provided by LG. The warranty will not be applied to products provided by other suppliers.
- Only authorized personnel should service the phone and its accessories. Faulty installation or service may result in accidents and consequently invalidate the warranty.

- An emergency call can be made only within a service area. For an emergency call, make sure that you are within a service area and that the phone is turned on.
- Your phone is an electronic device that generates heat during normal operation. Extremely prolonged, direct skin contact in the absence of adequate ventilation may result in discomfort or minor burns. Therefore, use care when handling your phone during or immediately after operation.
- Use and store your phone in temperatures between 0°C/32°F and 45°C/113°F, if possible. Exposing your phone to extremely low or high temperatures may result in damage, malfunction, or even explosion.

HAC statement
This phone has been tested and rated for use with hearing aids for some of the wireless technologies that it uses. However, there may be some newer wireless technologies used in this phone that have not been tested yet for use with hearing aids. It is important to try the different features of this phone thoroughly and in different locations, using your hearing aid or cochlear implant, to determine if you hear any interfering noise. Consult your service provider or the manufacturer of this phone for information on hearing aid compatibility. If you have questions about return or exchange policies, consult your service provider or phone retailer.

This mobile phone has a Hearing Aid Mode that, when activated, may reduce interference with some hearing aid models.

FCC RF Exposure Information
WARNING! Read this information before operating the phone.
In August 1996, the Federal Communications Commission (FCC) of the United States, with its action in Report and Order FCC 96-326, adopted an updated safety standard for human exposure to Radio Frequency (RF) electromagnetic energy emitted by FCC regulated transmitters. Those guidelines are consistent with the safety standard previously set by both U.S. and international standards bodies. The design of this phone complies with the FCC guidelines and these international standards.

Body-worn Operation
This device was tested for typical bodyworn operations with the back of the phone kept 0.39 inches (1.0 cm) between the user's body and the back of the phone. To comply with FCC/ IC exposure requirements, a minimum separation distance of 0.39 inches (1.0 cm) must be maintained between the user's body and the back of the phone. Any belt-clips, holsters, and similar accessories containing metallic components may not be used. Body-worn accessories that cannot maintain 0.39 inches (1.0 cm) distance between the user's body and the back of the phone and have not been tested for typical body-worn operations may not comply with FCC/IC RF exposure limits and should be avoided.

Caution
Use only the supplied antenna. Use of unauthorized antennas (or modifications to the antenna) could impair call quality, damage the phone, void your warranty and/or violate FCC regulations. Don't use the phone with a damaged antenna. A damaged antenna could cause a minor skin burn. Contact your local dealer for a replacement antenna.

Consumer Information About Radio Frequency Emissions
Your wireless phone, which contains a radio transmitter and receiver, emits radio frequency energy during use. The following consumer information addresses commonly asked questions about the health effects of wireless phones.

Are wireless phones safe?
Scientific research on the subject of wireless phones and radio frequency ("RF") energy has been conducted worldwide for many years, and continues. In the United States, the Food and Drug Administration ("FDA") and the Federal Communications Commission ("FCC") set policies and procedures for wireless phones. The FDA issued a website publication on health issues related to cell phone usage where it states, "The scientific community at large … believes that the weight of scientific evidence does not show an association between exposure to radiofrequency (RF) from cell phones and adverse health outcomes. Still the scientific community does recommend conducting additional research to address gaps in knowledge. That research is being conducted around the world and FDA continues to monitor developments in this field. You can access the joint FDA/FCC website at http://www.fda.gov (under "c" in the subject index, select Cell Phones > Research). You can also contact the FDA toll-free at (888) 463-6332 or (888) INFO-FDA. In June 2000, the FDA entered into a cooperative research and development agreement through which additional scientific research is being conducted. The FCC issued its own website publication stating that "there is no scientific evidence that proves that wireless phone usage can lead to cancer or a variety of other problems, including headaches, dizziness or memory loss." This publication is available at http://www.fcc.gov/cgb/ cellular.html or through the FCC at (888) 225-5322 or (888) CALL- FCC.

What does "SAR" mean?
In 1996, the FCC, working with the FDA, the U.S. Environmental Protection Agency, and other agencies, established RF exposure safety guidelines for wireless phones in the United States. Before a wireless phone model is available for sale to the public, it must be tested by the manufacturer and certified to the FCC that it does not exceed limits established by the FCC. One of these limits is expressed as a Specific Absorption Rate, or "SAR." SAR is a measure of the rate of absorption of RF energy in the body. Tests for SAR are conducted with the phone transmitting at its highest power level in all tested frequency bands. Since 1996, the FCC has required that the SAR of handheld wireless phones not exceed 1.6 watts per kilogram, averaged over one gram of tissue.

Although the SAR is determined at the highest power level, the actual SAR value of a wireless phone while operating can be less than the reported SAR value. This is because the SAR value may vary from call to call, depending on factors such as proximity to a cell site, the proximity of the phone to the body while in use, and the use of hands-free devices. For more information about SARs, see the FCC's OET Bulletins 56 and 65 at http://www.fcc.gov/Bureaus/ Engineering_Technology/Documents/bulletins or visit the Cellular Telecommunications Industry Association website at http://www.ctia.org/consumer_info/index.cfm/AID/10371. You may also wish to contact the manufacturer of your phone.

Can I minimize my RF exposure?
If you are concerned about RF, there are several simple steps you can take to minimize your RF exposure. You can, of course, reduce your talk time. You can place more distance between your body and the source of the RF, as the exposure level drops off dramatically with distance. The FDA/FCC website states that "hands-free kits can be used with wireless phones for convenience and comfort. These systems reduce the absorption of RF energy in the head because the phone, which is the source of the RF emissions, will not be placed against the head. On the other hand, if the phone is mounted against the waist or other part of the body during use, then that part of the body will absorb more RF energy. Wireless phones marketed in the U.S. are required to meet safety requirements regardless of whether they are used against the head or against the body. Either configuration should result in compliance with the safety limit." Also, if you use your wireless phone while in a car, you can use a phone with an antenna on the outside of the vehicle. You should also read and follow your wireless phone manufacturer's instructions for the safe operation of your phone.

Do wireless phones pose any special risks to children?
The FDA/FCC website states that "the scientific evidence does not show a danger to users of wireless communication devices, including children." The FDA/FCC website further states that "some groups sponsored by other national governments have advised that children be discouraged from using wireless phones at all". For example, the Stewart Report from the United Kingdom ["UK"] made such a recommendation in December 2000. In this report a group of independent experts noted that no evidence exists that using a cell phone causes brain tumors or other ill effects. [The UK's] recommendation to limit cell phone use by children was strictly precautionary; it was not based on scientific evidence that any health hazard exists. A copy of the UK's leaflet is available at http://www.dh.gov.uk (search "mobile"), or you can write to: NRPB, Chilton, Didcot, Oxon OX11 ORQ, United Kingdom. Copies of the UK's annual reports on mobile phones and RF are available online at www.iegmp.org.uk and http://www.hpa. org.uk/radiation/ (search "mobile"). Parents who wish to reduce their children's RF exposure may choose to restrict their children's wireless phone use.

Where can I get further information about RF emissions?
For further information, see the following additional resources (websites current as of April 2005):

U.S. Food and Drug Administration
FDA Consumer magazine
November-December 2000
Telephone: (888) INFO-FDA
http://www.fda.gov (Under "c" in the subject index, select Cell Phones > Research.)

U.S. Federal Communications Commission
445 12th Street, S.W.
Washington, D.C. 20554
Telephone: (888) 225-5322
http://www.fcc.gov/oet/rfsafety

Independent Expert Group on Mobile Phones
http://www.iegmp.org.uk

Royal Society of Canada Expert Panels on Potential Health Risks of Radio Frequency Fields from Wireless Telecommunication Devices
283 Sparks Street
Ottawa, Ontario K1R 7X9 Canada
Telephone: (613) 991-6990
http://www.rsc.ca/index.php?page=Expert_Panels_RF&Lang_id=120

World Health Organization
Avenue Appia 20
1211 Geneva 27
Switzerland
Telephone: 011 41 22 791 21 11
http://www.who.int/mediacentre/factsheets/fs193/en/

International Commission on Non-Ionizing Radiation Protection
c/o Bundesamt fur Strahlenschutz
Ingolstaedter Landstr. 1
85764 Oberschleissheim Germany
Telephone: 011 49 1888 333 2156
http://www.icnirp.de

American National Standards Institute
1819 L Street, N.W., 6th Floor
Washington, D.C. 20036
Telephone: (202) 293-8020
http://www.ansi.org

National Council on Radiation Protection and Measurements
7910 Woodmont Avenue, Suite 800
Bethesda, MD 20814-3095
Telephone: (301) 657-2652
http://www.ncrponline.org

Engineering in Medicine and Biology Society,
Committee on Man and Radiation (COMAR) of the Institute of Electrical and Electronics Engineers
http://ewh.ieee.org/soc/embs/comar/

Consumer Information on SAR (Specific Absorption Rate)
This model phone meets the government's requirements for exposure to radio waves. Your wireless phone is a radio transmitter and receiver. It is designed and manufactured not to exceed the emission limits for exposure to Radio Frequency (RF) energy set by the Federal Communications Commission of the U.S. Government. These limits are part of comprehensive guidelines and establish permitted levels of RF energy for the general population. The guidelines are based on standards that were developed by independent scientific organizations through periodic and thorough evaluation of scientific studies. The standards include a substantial safety margin designed to assure the safety of all persons, regardless of age and health.

The exposure standard for wireless mobile phones employs a unit of measurement known as the Specific Absorption Rate, or SAR. The SAR limit set by the FCC is 1.6 W/kg. Tests for SAR are conducted using standard operating positions specified by the FCC with the phone transmitting at its highest certified power level in all tested frequency bands. Although SAR is determined at the highest certified power level, the actual SAR level of the phone while operating can be well below the maximum value. Because the phone is designed to operate at multiple power levels to use only the power required to reach the network, in general, the closer you are to a wireless base station antenna, the lower the power output.

Before a phone model is available for sale to the public, it must be tested and certified to the FCC that it does not exceed the limit established by the government-adopted requirement for safe exposure. The tests are performed in positions and locations (e.g., at the ear and worn on the body) as required by the FCC for each model.

The highest SAR values are:
*Head: 1.08 W/kg
*Body (Body-worn/Hotspot): 0.95 W/kg
(Body measurements differ among phone models, depending upon available accessories and FCC requirements).

While there may be differences between SAR levels of various phones and at various positions, they all meet the government requirement for safe exposure.

The FCC has granted an Equipment Authorization for this model phone with all reported SAR levels evaluated as in compliance with the FCC RF emission guidelines. SAR information on this model phone is on file with the FCC and can be found under the Display Grant section of http://www.fcc.gov/oet/fccid after searching on FCC ID ZNFVS425PP. Additional information on Specific Absorption Rates (SAR) can be found on the Cellular Telecommunications Industry Association (CTIA) website at http://www.ctia.org/.

*In the United States and Canada, the SAR limit for mobile phones used by the public is 1.6 watts/kg (W/kg) averaged over one gram of tissue. The standard incorporates a substantial margin of safety to give additional protection for the public and to account for any variations in measurements.

FCC Hearing-Aid Compatibility (HAC) Regulations for Wireless Devices
On July 10, 2003, the U.S. Federal Communications Commission (FCC) Report and Order in WT Docket 01-309 modified the exception of wireless phones under the Hearing Aid Compatibility Act of 1988 (HAC Act) to require digital wireless phones be compatible with hearing-aids. The intent of the HAC Act is to ensure reasonable access to telecommunications services for persons with hearing disabilities.

While some wireless phones are used near some hearing devices (hearing aids and cochlear implants), users may detect a buzzing, humming, or whining noise. Some hearing devices are more immune than others to this interference noise, and phones also vary in the amount of interference they generate.

The wireless telephone industry has developed a rating system for wireless phones, to assist hearing device users to find phones that may be compatible with their hearing devices. Not all phones have been rated. Phones that are rated have the rating on their box or a label located on the box.

The ratings are not guarantees. Results will vary depending on the user's hearing device and hearing loss. If your hearing device happens to be vulnerable to interference, you may not be able to use a rated phone successfully. Trying out the phone with your hearing device is the best way to evaluate it for your personal needs.

M-Ratings: Phones rated M3 or M4 meet FCC requirements and are likely to generate less interference to hearing devices than phones that are not labeled. M4 is the better/higher of the two ratings.

T-Ratings: Phones rated T3 or T4 meet FCC requirements and are likely to generate less interference to hearing devices than phones that are not labeled. T4 is the better/ higher of the two ratings.

Hearing devices may also be rated. Your hearing device manufacturer or hearing health professional may help you find this rating. Higher ratings mean that the hearing device is relatively immune to interference noise. The hearing aid and wireless phone rating values are then added together. A sum of 5 is considered acceptable for normal use. A sum of 6 is considered for best use.

In the above example, if a hearing aid meets the M2 level rating and the wireless phone meets the M3 level rating, the sum of the two values equal M5. This should provide the hearing aid user with "normal usage" while using their hearing aid with the particular wireless phone. "Normal usage" in this context is defined as a signal quality that's acceptable for normal operation.

The M mark is intended to be synonymous with the U mark. The T mark is intended to be synonymous with the UT mark. The M and T marks are recommended by the Alliance for Telecommunications Industries Solutions (ATIS). The U and UT marks are referenced in Section 20.19 of the FCC Rules. The HAC rating and measurement procedure are described in the American National Standards Institute (ANSI) C63.19 standard.

To ensure that the Hearing Aid Compatibility rating for your phone is maintained, secondary transmitters such as Bluetooth® and WLAN components must be disabled during a call.

For information about hearing aids and digital wireless phones
Wireless Phones and Hearing Aid Accessibility http://www.accesswireless.org/

Gallaudet University, RERC
http://tap.gallaudet.edu/Voice/

FCC Hearing Aid Compatibility and Volume Control
http://www.fcc.gov/cgb/dro/hearing.html

The Hearing Aid Compatibility FCC Order
http://hraunfoss.fcc.gov/edocs_public/attachmatch/FCC-03-168A1.pdf

Hearing Loss Association of America [HLAA]
http://hearingloss.org/content/telephones-and-mobile-devices

Caution:
Avoid potential hearing loss.
Prolonged exposure to loud sounds (including music) is the most common cause of preventable hearing loss. Some scientific research suggests that using portable audio devices, such as portable music players and cellular telephones, at high volume settings for long durations may lead to permanent noise-induced hearing loss. This includes the use of headphones (including headsets, earbuds and Bluetooth® or other wireless devices). Exposure to very loud sound has also been associated in some studies with tinnitus (a ringing in the ear), hypersensitivity to sound and distorted hearing. Individual susceptibility to noise-induced hearing loss and other potential hearing problems varies.

The amount of sound produced by a portable audio device varies depending on the nature of the sound, the device, the device settings and the headphones. You should follow some commonsense recommendations when using any portable audio device:

- Set the volume in a quiet environment and select the lowest volume at which you can hear adequately.
- When using headphones, turn the volume down if you cannot hear the people speaking near you or if the person sitting next to you can hear what you are listening to.
- Do not turn the volume up to block out noisy surroundings. If you choose to listen to your portable device in a noisy environment, use noise-cancelling headphones to block out background environmental noise.
- Limit the amount of time you listen. As the volume increases, less time is required before your hearing could be affected.
- Avoid using headphones after exposure to extremely loud noises, such as rock concerts, that might cause temporary hearing loss. Temporary hearing loss might cause unsafe volumes to sound normal.
- Do not listen at any volume that causes you discomfort. If you experience ringing in your ears, hear muffled speech or experience any temporary hearing difficulty after listening to your portable audio device, discontinue use and consult your doctor.

TIA Safety Information
The following is the complete TIA Safety Information for wireless handheld phones.

Exposure to Radio Frequency Signal
Your wireless handheld portable phone is a low power radio transmitter and receiver. When ON, it receives and sends out Radio Frequency (RF) signals. In August, 1996, the Federal Communications Commissions (FCC) adopted RF exposure guidelines with safety levels for handheld wireless phones. Those guidelines are consistent with the safety standards previously set by both U.S. and international standards bodies:

ANSI C95.1 (1992)*
NCRP Report 86 (1986)
ICNIRP (1996)

*American National Standards Institute; National Council on Radiation Protection and Measurements; International Commission on Non-Ionizing Radiation Protection

Those standards were based on comprehensive and periodic evaluations of the relevant scientific literature. For example, over 120 scientists, engineers, and physicians from universities, government health agencies, and industry reviewed the available body of research to develop the ANSI Standard (C95.1).

The design of your phone complies with the FCC guidelines (and those standards).

Antenna Care
Use only the supplied or an approved replacement antenna. Unauthorized antennas, modifications, or attachments could damage the phone and may violate FCC regulations.

Tips on Efficient Operation
For your phone to operate most efficiently:
Don't touch the antenna unnecessarily when the phone is in use. Contact with the antenna affects call quality and may cause the phone to operate at a higher power level than otherwise needed.

Electronic Devices
Most modern electronic equipment is shielded from RF signals. However, certain electronic equipment may not be shielded against the RF signals from your wireless phone.

Pacemakers
The Health Industry Manufacturers Association recommends that a minimum separation of six (6) inches be maintained between a handheld wireless phone and a pacemaker to avoid potential interference with the pacemaker. These recommendations are consistent with the independent research by and recommendations of Wireless Technology Research. Persons with pacemakers:

- Should ALWAYS keep the phone more than six (6) inches from their pacemaker when the phone is turned ON;
- Should not carry the phone in a breast pocket;
- Should use the ear opposite the pacemaker to minimize the potential for interference;
- Should turn the phone OFF immediately if there is any reason to suspect that interference is taking place.

Hearing Aids
Some digital wireless phones may interfere with some hearing aids. In the event of such interference, you may want to consult your service provider (or call the customer service line to discuss alternatives).

Other Medical Devices
If you use any other personal medical device, consult the manufacturer of your device to determine if it is adequately shielded from external RF energy. Your physician may be able to assist you in obtaining this information.

Health Care Facilities
Turn your phone OFF in health care facilities when any regulations posted in these areas instruct you to do so. Hospitals or health care facilities may use equipment that could be sensitive to external RF energy.

Vehicles
RF signals may affect improperly installed or inadequately shielded electronic systems in motor vehicles. Check with the manufacturer or its representative regarding your vehicle. You should also consult the manufacturer of any equipment that has been added to your vehicle.

Posted Facilities
Turn your phone OFF in any facility where posted notices so require.

Aircraft
FCC regulations prohibit using your phone while in the air. Switch OFF your phone before boarding an aircraft.

Blasting Areas
To avoid interfering with blasting operations, turn your phone OFF when in a "blasting area" or in areas posted: "Turn off two-way radio". Obey all signs and instructions.

Potentially Explosive Atmosphere
Turn your phone OFF when in any area with a potentially explosive atmosphere and obey all signs and instructions. Sparks in such areas could cause an explosion or fire resulting in bodily injury or even death.

Areas with a potentially explosive atmosphere are often, but not always marked clearly. Potential areas may include: fueling areas (such as gasoline stations); below deck on boats; fuel or chemical transfer or storage facilities; vehicles using liquefied petroleum gas (such as propane or butane); areas where the air contains chemicals or particles (such as grain, dust, or metal powders); and any other area where you would normally be advised to turn off your vehicle engine.

For Vehicles Equipped with an Air Bag
An air bag inflates with great force. DO NOT place objects, including either installed or portable wireless equipment, in the area over the air bag or in the air bag deployment area. If in-vehicle wireless equipment is improperly installed and the air bag inflates, serious injury could result.

Part 15.19 statement
This device complies with part 15 of the FCC rules. Operation is subject to the following two conditions:
(1) This device may not cause harmful interference, and (2) This device must accept any interference received, including interference that may cause undesired operation.

Part 15.21 statement
Changes or modifications that are not expressly approved by the manufacturer for compliance could void the user's authority to operate the equipment.

Part 15.105 statement
This equipment has been tested and found to comply with the limits for a class B digital device, pursuant to Part 15 of the FCC rules. These limits are designed to provide reasonable protection against harmful interference in a residential installation. This equipment generates, uses, and can radiate radio frequency energy and, if not installed and used in accordance with the instructions, may cause harmful interference to radio communications. However, there is no guarantee that interference will not occur in a particular installation. If this equipment does cause harmful interference to radio or television reception, which can be determined by turning the equipment off and on, the user is encouraged to try to correct the interference by one or more of the following measures:

- Reorient or relocate the receiving antenna.
- Increase the separation between the equipment and receiver.
- Connect the equipment into an outlet on a circuit different from that to which the receiver is connected.
- Consult the dealer or an experienced radio/TV technician for help.

Safety Information
Please read and observe the following information for safe and proper use of your phone and to prevent damage.

Caution: Violation of the instructions may cause minor or serious damage to the product.

- Do not disassemble or open crush, bend or deform, puncture or shred.
- Do not modify or remanufacture, attempt to insert foreign objects into the battery, immerse or expose to water or other liquids, expose to fire, explosion or other hazard. Such conditions may present the risk of fire or explosion.
- Only use the battery for the system for which it is specified.
- Only use the battery with a charging system that has been qualified with the system per CTIA Certification Requirements for Battery System Compliance to IEEE1725. Use of an unqualified battery or charger may present a risk of fire, explosion, leakage, or other hazard.
- Do not short circuit a battery or allow metallic conductive objects to contact battery terminals.
- Replace the battery only with another battery that has been qualified with the system per this standard, IEEE-Std-1725. Use of an unqualified battery may present a risk of fire, explosion, leakage or other hazard. Only authorized service providers shall replace battery (If the battery is non-user replaceable).
- Promptly dispose of used batteries in accordance with local regulations.
- Battery usage by children should be supervised.
- Avoid dropping the phone or battery. If the phone or battery is dropped, especially on a hard surface, and the user suspects damage, take it to a service center for inspection.
- Improper battery use may result in a fire, explosion or other hazard.

Charger and Adapter Safety
- The charger and adapter are intended for indoor use only.
- Insert the battery charger vertically into the wall power socket.
- Only use the LG-approved battery charger. Otherwise, you may cause serious damage to your phone.
- Use the correct adapter for your phone when using the battery charger abroad.

Battery Information and Care
- Always unplug the charger from the wall socket after the phone is fully charged to save unnecessary power consumption of the charger.
- Please read the manual of specified charger about charging method.
- Do not damage the power cord by bending, twisting, or heating. Do not use the plug if it is loose as it may cause electric shock or fire.
- Do not place any heavy items on the power cord. Do not allow the power cord to be crimped as it may cause electric shock or fire.
- Unplug the power cord prior to cleaning your phone, and clean the power plug pin when it's dirty. When using the power plug, ensure that it's firmly connected. If not, it may cause excessive heat or fire. If you put your phone in a pocket or bag without covering the receptacle of the phone (power plug pin), metallic articles (such as a coin, paperclip or pen) may short-circuit the phone. Always cover the receptacle when not in use.
- Recharge the battery after long periods of non-use to maximize battery life. Battery life will vary due to usage pattern and environmental conditions.
- Please use only an approved charging accessory to charge your LG phone. Improper handling of the charging port, as well as the use of an incompatible charger, may cause damage to your phone and void the warranty.
- Charging temperature range is regulated between 0°C/32°F and 45°C/113°F. Do not charge the battery out of recommended temperature range. Charging out of recommended range might cause the generating heat or serious damage of battery. And also, it might cause the deterioration of battery's characteristics and cycle life.
- Do not use or leave the battery under the blazing sun or in heated car by sunshine. The battery may generate heat, smoke or flame. And also, it might cause the deterioration of battery's characteristics or cycle life.
- The battery pack has protection circuit to avoid the danger. Do not use nearby the place where generates static electricity more than 100V which gives damage to the protection circuit. If the protection circuit were broken, the battery would generate smoke, rupture or flame.
- If the skin or cloth is smeared with liquid from the battery, wash with fresh water. It may cause the skin inflammation.
- Please take your phone to an authorized service center immediately if this occurs.
- Do not handle the phone with wet hands while it is being charged. It may cause an electric shock or seriously damage your phone.
- Do not place or answer calls while charging the phone as it may short-circuit the phone and/or cause electric shock or fire.
- The charger and adapter are intended for indoor use only.
- Talking on your phone for a long period of time may reduce call quality due to heat generated during use.

Explosion, Shock, and Fire Hazards
- Do not put your phone in a place subject to excessive dust and keep the minimum required distance between the power cord and heat sources.
- Unplug the power cord prior to cleaning your phone, and clean the power plug pin when it's dirty.
- When using the power plug, ensure that it's firmly connected. If not, it may cause excessive heat or fire.
- If you put your phone in a pocket or bag without covering the receptacle of the phone (power plug pin), metallic articles (such as a coin, paperclip or pen) may short-circuit the phone and may cause an explosion. Always cover the receptacle when not in use.

General Notice
- Do not place items containing magnetic components such as a credit card, phone card, bank book, or subway ticket near your phone. The magnetism of the phone may damage the data stored in the magnetic strip.
- Talking on your phone for a long period of time may reduce call quality due to heat generated during use.
- When the phone is not used for a long period time, store it in a safe place with the power cord unplugged.
- Using the phone in proximity to receiving equipment (i.e., TV or radio) may cause interference to the phone.
- Do not use the phone if the antenna is damaged. If a damaged antenna contacts skin, it may cause a slight burn. Please contact an LG Authorized Service Center to replace the damaged antenna.
- Do not immerse your phone in water, liquid, or expose to high humidity. Immediately, take it to an LG Authorized Service Center.
- Do not paint your phone.
- The data saved in your phone might be deleted due to careless use, repair of the phone, or upgrade of the software. Please backup your important phone numbers. (Ringtones, text messages, voice messages, pictures, and videos could also be deleted.) The manufacturer is not liable for damage due to the loss of data.
- When you use the phone in public places, set the ringtone to vibration so you don't disturb others.
- Do not turn your phone on or off when putting it to your ear.
- Use accessories, such as earphones and headsets, with caution. Ensure that cables are tucked away safely and do not touch the antenna unnecessarily.

FDA Consumer Update

The U.S. Food and Drug Administration's Center for Devices and Radiological Health Consumer Update on Mobile Phones:

1. Do wireless phones pose a health hazard?
The available scientific evidence does not show that any health problems are associated with using wireless phones. There is no proof, however, that wireless phones are absolutely safe. Wireless phones emit low levels

of Radio Frequency (RF) energy in the microwave range while being used. They also emit very low levels of RF when in standby mode. Whereas high levels of RF can produce health effects (by heating tissue), exposure to low level RF that does not produce heating effects causes no known adverse health effects. Many studies of low level RF exposures have not found any biological effects. Some studies have suggested that some biological effects may occur, but such findings have not been confirmed by additional research. In some cases, other researchers have had difficulty in reproducing those studies, or in determining the reasons for inconsistent results.

2. What is the FDA's role concerning the safety of wireless phones?
Under the law, the FDA does not review the safety of radiation-emitting consumer products such as wireless phones before they can be sold, as it does with new drugs or medical devices. However, the agency has authority to take action if wireless phones are shown to emit Radio Frequency (RF) energy at a level that is hazardous to the user. In such a case, the FDA could require the manufacturers of wireless phones to notify users of the health hazard and to repair, replace, or recall the phones so that the hazard no longer exists.

Although the existing scientific data do not justify FDA regulatory actions, the FDA has urged the wireless phone industry to take a number of steps, including the following:

- Support needed research into possible biological effects of RF of the type emitted by wireless phones;
- Design wireless phones in a way that minimizes any RF exposure to the user that is not necessary for device function; and
- Cooperate in providing users of wireless phones with the best possible information on possible effects of wireless phone use on human health.

The FDA belongs to an interagency working group of the federal agencies that have responsibility for different aspects of RF safety to ensure coordinated efforts at the federal level. The following agencies belong to this working group:

- National Institute for Occupational Safety and Health
- Environmental Protection Agency
- Occupational Safety and Health Administration
- National Telecommunications and Information Administration

The National Institutes of Health participates in some interagency working group activities, as well.

The FDA shares regulatory responsibilities for wireless phones with the Federal Communications Commission (FCC). All phones that are sold in the United States must comply with FCC safety guidelines that limit RF exposure. The FCC relies on the FDA and other health agencies for safety questions about wireless phones.

The FCC also regulates the base stations that the wireless phone networks rely upon. While these base stations operate at higher power than do the wireless phones themselves, the RF exposures that people get from these base stations are typically thousands of times lower than those they can get from wireless phones. Base stations are thus not the subject of the safety questions discussed in this document.

3. What kinds of phones are the subject of this update?
The term "wireless phone" refers here to handheld wireless phones with built-in antennas, often called "cell", "mobile", or "PCS" phones. These types of wireless phones can expose the user to measurable Radio Frequency (RF) energy because of the short distance between the phone and the user's head.

These RF exposures are limited by FCC safety guidelines that were developed with the advice of the FDA and other federal health and safety agencies. When the phone is located at greater distances from the user, the exposure to RF is drastically lower because a person's RF exposure decreases rapidly with increasing distance from the source. The so-called "cordless phones," which have a base unit connected to the telephone wiring in a house, typically operate at far lower power levels, and thus produce RF exposures far below the FCC safety limits.

4. What are the results of the research done already?
The research done thus far has produced conflicting results, and many studies have suffered from flaws in their research methods. Animal experiments investigating the effects of Radio Frequency (RF) energy exposures characteristic of wireless phones have yielded conflicting results that often cannot be repeated in other laboratories. A few animal studies, however, have suggested that low levels of RF could accelerate the development of cancer in laboratory animals. However, many of the studies that showed increased tumor development used animals that had been genetically engineered or treated with cancer-causing chemicals so as to be pre-disposed to develop cancer in the absence of RF exposure. Other studies exposed the animals to RF for up to 22 hours per day. These conditions are not similar to the conditions under which people use wireless phones, so we do not know with certainty what the results of such studies mean for human health. Three large epidemiology studies have been published since December 2000. Between them, the studies investigated any possible association between the use of wireless phones and primary brain cancer, glioma, meningioma, or acoustic neuroma, tumors of the brain or salivary gland, leukemia, or other cancers. None of the studies demonstrated the existence of any harmful health effects from wireless phone RF exposures. However, none of the studies can answer questions about long-term exposures, since the average period of phone use in these studies was around three years.

5. What research is needed to decide whether RF exposure from wireless phones poses a health risk?
A combination of laboratory studies and epidemiological studies of people actually using wireless phones would provide some of the data that are needed. Lifetime animal exposure studies could be completed in a few years. However, very large numbers of animals would be needed to provide reliable proof of a cancer promoting effect if one exists. Epidemiological studies can provide data that is directly applicable to human populations, but ten or more years follow-up may be needed to provide answers about some health effects, such as cancer. This is because the interval between the time of exposure to a cancer-causing agent and the time tumors develop — if they do — may be many, many years. The interpretation of epidemiological studies is hampered by difficulties in measuring actual RF exposure during day-to-day use of wireless phones. Many factors affect this measurement, such as the angle at which the phone is held, or which model of phone is used.

6. What is the FDA doing to find out more about the possible health effects of wireless phone RF?
The FDA is working with the U.S. National Toxicology Program and with groups of investigators around the world to ensure that high priority animal studies are conducted to address important questions about the effects of exposure to Radio Frequency (RF) energy.

The FDA has been a leading participant in the World Health Organization International Electro Magnetic Fields (EMF) Project since its inception in 1996. An influential result of this work has been the development of a detailed agenda of research needs that has driven the establishment of new research programs around the world. The project has also helped develop a series of public information documents on EMF issues.

The FDA and the Cellular Telecommunications & Internet Association (CTIA) have a formal Cooperative Research And Development Agreement (CRADA) to do research on wireless phone safety. The FDA provides the scientific oversight, obtaining input from experts in government, industry, and academic organizations. CTIA-funded research is conducted through contracts with independent investigators. The initial research will include both laboratory studies and studies of wireless phone users. The CRADA will also include a broad assessment of additional research needs in the context of the latest research developments around the world.

7. How can I find out how much Radio Frequency energy exposure I can get by using my wireless phone?
All phones sold in the United States must comply with Federal Communications Commission (FCC) guidelines that limit Radio Frequency (RF) energy exposures. The FCC established these guidelines in consultation with

the FDA and the other federal health and safety agencies. The FCC limit for RF exposure from wireless phones is set at a Specific Absorption Rate (SAR) of 1.6 watts per kilogram (1.6 W/kg). The FCC limit is consistent with the safety standards developed by the Institute of Electrical and Electronic Engineering (IEEE) and the National Council on Radiation Protection and Measurement. The exposure limit takes into consideration the body's ability to remove heat from the tissues that absorb energy from the wireless phone and is set well below levels known to have effects. Manufacturers of wireless phones must report the RF exposure level for each model of phone to the FCC. The FCC website (http:// www.fcc.gov/oet/rfsafety) gives directions for locating the FCC identification number on your phone so you can find your phone's RF exposure level in the online listing.

8. What has the FDA done to measure the Radio Frequency energy coming from wireless phones?
The Institute of Electrical and Electronic Engineers (IEEE) is developing a technical standard for measuring the Radio Frequency (RF) energy exposure from wireless phones and other wireless handsets with the participation and leadership of FDA scientists and engineers. The standard, "Recommended Practice for Determining the Spatial-Peak Specific Absorption Rate (SAR) in the Human Body Due to Wireless Communications Devices: Experimental Techniques", sets forth the first consistent test methodology for measuring the rate at which RF is deposited in the heads of wireless phone users. The test method uses a tissue-simulating model of the human head. Standardized SAR test methodology is expected to greatly improve the consistency of measurements made at different laboratories on the same phone. SAR is the measurement of the amount of energy absorbed in tissue, either by the whole body or a small part of the body. It is measured in watts/kg (or milliwatts/g) of matter. This measurement is used to determine whether a wireless phone complies with safety guidelines.

9. What steps can I take to reduce my exposure to Radio Frequency energy from my wireless phone?
If there is a risk from these products — and at this point we do not know that there is — it is probably very small. But if you are concerned about avoiding even potential risks, you can take a few simple steps to minimize your exposure to Radio Frequency (RF) energy. Since time is a key factor in how much exposure a person receives, reducing the amount of time spent using a wireless phone will reduce RF exposure. If you must conduct extended conversations by wireless phone every day, you could place more distance between your body and the source of the RF, since the exposure level drops off dramatically with distance. For example, you could use a headset and carry the wireless phone away from your body or use a wireless phone connected to a remote antenna. Again, the scientific data does not demonstrate that wireless phones are harmful. But if you are concerned about the RF exposure from these products, you can use measures like those described above to reduce your RF exposure from wireless phone use.

10. What about children using wireless phones?
The scientific evidence does not show a danger to users of wireless phones, including children and teenagers. If you want to take steps to lower exposure to Radio Frequency (RF) energy, the measures described above would apply to children and teenagers using wireless phones. Reducing the time of wireless phone use and increasing the distance between the user and the RF source will reduce RF exposure.

Some groups sponsored by other national governments have advised that children be discouraged from using wireless phones at all. For example, the government in the United Kingdom distributed leaflets containing such a recommendation in December 2000. They noted that no evidence exists that using a wireless phone causes brain tumors or other ill effects. Their recommendation to limit wireless phone use by children was strictly precautionary; it was not based on scientific evidence that any health hazard exists.

11. What about wireless phone interference with medical equipment?
Radio Frequency (RF) energy from wireless phones can interact with some electronic devices. For this reason, the FDA helped develop a detailed test method to measure Electro Magnetic Interference (EMI) of implanted cardiac pacemakers and defibrillators from wireless telephones. This test method is now part of a standard sponsored by the Association for the Advancement of Medical Instrumentation (AAMI). The final draft, a joint effort by the FDA, medical device manufacturers, and many other groups, was completed in late 2000. This standard will allow manufacturers to ensure that cardiac pacemakers and defibrillators are safe from wireless phone EMI.

The FDA has tested hearing aids for interference from handheld wireless phones and helped develop a voluntary standard sponsored by the Institute of Electrical and Electronic Engineers (IEEE). This standard specifies test methods and performance requirements for hearing aids and wireless phones so that no interference occurs when a person uses a "compatible" phone and a "compatible" hearing aid at the same time. This standard was approved by the IEEE in 2000.

The FDA continues to monitor the use of wireless phones for possible interactions with other medical devices. Should harmful interference be found to occur, the FDA will conduct testing to assess the interference and work to resolve the problem.

12. Where can I find additional information?
For additional information, please refer to the following resources:
FDA web page on wireless phones
(http://www.fda.gov/cellphones/)
Federal Communications Commission (FCC) RF Safety Program
(http://www.fcc.gov/oet/rfsafety)
International Commission on Non-Ionizing Radiation Protection
(http://www.icnirp.de)
World Health Organization (WHO) International EMF Project
(http://www.who.int/emf)
National Radiological Protection Board (UK)
(http://www.hpa.org.uk/radiation/)

Driving
Check the laws and regulations on the use of wireless phones in the areas where you drive and always obey them. Also, if using your phone while driving, please observe the following:
- Give full attention to driving -- driving safely is your first responsibility;
- Use hands-free operation, if available;
- Pull off the road and park before making or answering a call if driving conditions or the law require it.

10 Driver Safety Tips
Your wireless phone gives you the powerful ability to communicate by voice almost anywhere, anytime. An important responsibility accompanies the benefits of wireless phones, one that every user must uphold.

When operating a car, driving is your first responsibility. When using your wireless phone behind the wheel of a car, practice good common sense and remember the following tips:
1. Get to know your wireless phone and its features such as speed dial and redial. Carefully read your instruction manual and learn to take advantage of valuable features most phones offer, including automatic redial and memory. Also, work to memorize the phone keypad so you can use the speed dial function without taking your attention off the road.
2. When available, use a hands-free device. A number of hands-free wireless phone accessories are readily available today. Whether you choose an installed mounted device for your wireless phone or a speaker phone accessory, take advantage of these devices if available to you.
3. Make sure you place your wireless phone within easy reach and where you can reach it without removing your eyes from the road. If you get an incoming call at an inconvenient time, if possible, let your voicemail answer it for you.
4. Suspend conversations during hazardous driving conditions or situations. Let the person you are speaking with know you are driving; if necessary, suspend the call in heavy traffic or hazardous weather conditions.

Rain, sleet, snow, and ice can be hazardous, but so is heavy traffic. As a driver, your first responsibility is to pay attention to the road.

5. Don't take notes or look up phone numbers while driving. If you are reading an address book or business card, or writing a "to-do" list while driving a car, you are not watching where you are going. It is common sense. Do not get caught in a dangerous situation because you are reading or writing and not paying attention to the road or nearby vehicles.
6. Dial sensibly and assess the traffic; if possible, place calls when you are not moving or before pulling into traffic. Try to plan your calls before you begin your trip or attempt to coincide your calls with times you may be stopped at a stop sign, red light, or otherwise stationary. But if you need to dial while driving, follow this simple tip -- dial only a few numbers, check the road and your mirrors, then continue.
7. Do not engage in stressful or emotional conversations that may be distracting. Stressful or emotional conversations and driving do not mix; they are distracting and even dangerous when you are behind the wheel of a car. Make people you are talking with aware you are driving and if necessary, suspend conversations which have the potential to divert your attention from the road.
8. Use your wireless phone to call for help. Your wireless phone is one of the greatest tools you can own to protect yourself and your family in dangerous situations -- with your phone at your side, help is only three numbers away. Dial 911 or other local emergency number in the case of fire, traffic accident, road hazard, or medical emergency. Remember, it's a free call on your wireless phone!
9. Use your wireless phone to help others in emergencies. Your wireless phone provides you a perfect opportunity to be a "Good Samaritan" in your community. If you see an auto accident, crime in progress or other serious emergency where lives are in danger, call 911 or other local emergency number, as you would want others to do for you.
10. Call roadside assistance or a special wireless non-emergency assistance number when necessary. Certain situations you encounter while driving may require attention, but are not urgent enough to merit a call for emergency services. But you can still use your wireless phone to lend a hand. If you see a broken-down vehicle posing no serious hazard, a broken traffic signal, a minor traffic accident where no one appears injured or a vehicle you know to be stolen, call roadside assistance or other special non-emergency wireless number.

The above tips are meant as general guidelines. Before deciding to use your mobile device while operating a vehicle, it is recommended that you consult your applicable jurisdiction's local laws or other regulations regarding such use. Such laws or other regulations may prohibit or otherwise restrict the manner in which a driver may use his or her phone while operating a vehicle.

Anti-Theft Guide

You can set up your device to prevent other people from using it if it's been reset to factory settings without your permission. For example, if your device is lost, stolen, or wiped, only someone with your Google account or screen lock information can use the device.

All you need to make sure your device is protected is:

- **Set a screen lock:** If your device is lost or stolen but you have a screen lock set, the device can't be erased using the Settings menu unless your screen is unlocked.
- **Add your Google account on your device:** If your device is wiped but you have your Google account on it, the device can't finish the setup process until your Google account information is entered again.

After your device is protected, you'll need to either unlock your screen or enter your Google account password if you need to do a factory reset. This ensures that you or someone you trust is doing the reset.

Note: Do not forget your Google account and password you had added to your device prior to performing a factory reset. If you can't provide the account information during the setup process, you won't be able to use the device at all after performing the factory reset.

Open Source Software Notice Information

To obtain the source code under GPL, LGPL, MPL, and other open source licenses, that is contained in this product, please visit http://opensource.lge.com.

In addition to the source code, all referred license terms, warranty disclaimers and copyright notices are available for download.

LG Electronics will also provide open source code to you on CD-ROM for a charge covering the cost of performing such distribution (such as the cost of media, shipping, and handling) upon email request to opensource@lge.com. This offer is valid for three (3) years from the date on which you purchased the product.

Trademarks

- Bluetooth® is a registered trademark of Bluetooth SIG, Inc. worldwide.
- Wi-Fi® and the Wi-Fi logo are registered trademarks of the Wi-Fi Alliance.
- Google is a trademark of Google Inc.

Limited Warranty Statement

ARBITRATION NOTICE: THIS LIMITED WARRANTY CONTAINS AN ARBITRATION PROVISION THAT REQUIRES YOU AND LG TO RESOLVE DISPUTES BY BINDING ARBITRATION INSTEAD OF IN COURT, UNLESS YOU CHOOSE TO OPT OUT. IN ARBITRATION, CLASS ACTIONS AND JURY TRIALS ARE NOT PERMITTED. PLEASE SEE THE SECTION TITLED "PROCEDURE FOR RESOLVING DISPUTES" BELOW.

Warranty Laws

The following laws govern warranties that arise in retail sales of consumer goods:

- The California Song-Beverly Consumer Warranty Act [CC §§1790 et seq],
- The California Uniform Commercial Code, Division Two [Com C §§2101 et seq], and
- The federal Magnuson-Moss Warranty Federal Trade Commission Improvement Act [15 USC §§2301 et seq; 16 CFR Parts 701– 703]. A typical Magnuson-Moss Act warranty is a written promise that the product is free of defects or a written promise to refund, repair, or replace defective goods. [See 15 USC §2301(6).] Remedies include damages for failing to honor a written warranty or service contract or for violating disclosure provisions. [See 15 USC §2310(d).] Except for some labeling and disclosure requirements, the federal Act does not preempt state law. [See 15 USC §2311.]

1. WHAT THIS WARRANTY COVERS:

LG offers you a limited warranty that the enclosed subscriber unit and its enclosed accessories will be free from defects in material and workmanship, according to the following terms and conditions:

(1) The limited warranty for the product extends for TWELVE (12) MONTHS beginning on the date of purchase of the product with valid proof of purchase, or absent valid proof of purchase, FIFTEEN (15) MONTHS from date of manufacture as determined by the unit's manufacture date code.
(2) The limited warranty extends only to the original purchaser of the product and is not assignable or transferable to any subsequent purchaser/end user.
(3) This warranty is good only to the original purchaser of the product during the warranty period as long as it is in the U.S., including Alaska, Hawaii, U.S. Territories and Canada.
(4) The external housing and cosmetic parts shall be free of defects at the time of shipment and, therefore, shall not be covered under these limited warranty terms.
(5) Upon request from LG, the consumer must provide information to reasonably prove the date of purchase.
(6) The customer shall bear the cost of shipping the product to the Customer Service Department of LG. LG shall bear the cost of shipping the product back to the consumer after the completion of service under this limited warranty.

2. WHAT THIS WARRANTY DOES NOT COVER:

(1) Defects or damages resulting from use of the product in other than its normal and customary manner.
(2) Defects or damages from abnormal use, abnormal conditions, improper storage, exposure to moisture or dampness, unauthorized modifications, unauthorized connections, unauthorized repair, misuse, neglect, abuse, accident, alteration, improper installation, or other acts which are not the fault of LG, including damage caused by shipping, blown fuses, spills of food or liquid.
(3) Breakage or damage to antennas unless caused directly by defects in material or workmanship.
(4) That the Customer Service Department at LG was not notified by consumer of the alleged defect or malfunction of the product during the applicable limited warranty period.
(5) Products which have had the serial number removed or made illegible.
(6) This limited warranty is in lieu of all other warranties, express or implied either in fact or by operations of law, statutory or otherwise, including, but not limited to any implied warranty of marketability or fitness for a particular use.
(7) Damage resulting from use of non LG approved accessories.
(8) All plastic surfaces and all other externally exposed parts that are scratched or damaged due to normal customer use.
(9) Products operated outside published maximum ratings.
(10) Products used or obtained in a rental program.
(11) Consumables (such as fuses).

3. WHAT LG WILL DO:

LG will, at its sole option, either repair, replace or refund the purchase price of any unit that is covered under this limited warranty. LG may choose at its option to use functionally equivalent re-conditioned, refurbished or new units or parts or any units. In addition, LG will not re-install or back-up any data, applications or software that you have added to your phone. It is therefore recommended that you back-up any such data or information prior to sending the unit to LG to avoid the permanent loss of such information.

4. STATE LAW RIGHTS:

No other express warranty is applicable to this product. THE DURATION OF ANY IMPLIED WARRANTIES, INCLUDING THE IMPLIED WARRANTY OF MARKETABILITY OR MERCHANTABILITY OR FITNESS FOR A PARTICULAR PURPOSE, IS LIMITED TO THE DURATION OF THE EXPRESS WARRANTY HEREIN. LG SHALL NOT BE LIABLE FOR THE LOSS OF THE USE OF THE PRODUCT, INCONVENIENCE, LOSS OR ANY OTHER DAMAGES, DIRECT OR CONSEQUENTIAL, ARISING OUT OF THE USE OF, OR INABILITY TO USE, THIS PRODUCT OR FOR ANY BREACH OF ANY EXPRESS OR IMPLIED WARRANTY, INCLUDING THE IMPLIED WARRANTY OF MARKETABILITY OR MERCHANTABILITY OR FITNESS FOR A PARTICULAR PURPOSE APPLICABLE TO THIS PRODUCT.

Some states do not allow the exclusive limitation of incidental or consequential damages or limitations on how long an implied warranty lasts; so these limitations or exclusions may not apply to you. This warranty gives you specific legal rights and you may also have other rights which vary from state to state.

5. HOW TO GET WARRANTY SERVICE:

To obtain warranty service, please call or fax to the following telephone numbers from anywhere in the continental United States: **Tel. 1-800-793-8896 or Fax. 1-800-448-4026**
Or visit http://www.lg.com/us/support. Correspondence may also be mailed to: LG Electronics Service- Mobile Handsets, P.O. Box 240007, Huntsville, AL 35824

DO NOT RETURN YOUR PRODUCT TO THE ABOVE ADDRESS.

Please call or write for the location of the LG authorized service center nearest you and for the procedures for obtaining warranty claims.

PROCEDURE FOR RESOLVING DISPUTES:

ALL DISPUTES BETWEEN YOU AND LG ARISING OUT OF OR RELATING IN ANY WAY TO THIS LIMITED WARRANTY OR THE PRODUCT SHALL BE RESOLVED EXCLUSIVELY THROUGH BINDING ARBITRATION, AND NOT IN A COURT OF GENERAL JURISDICTION. BINDING ARBITRATION MEANS THAT YOU AND LG ARE EACH WAIVING THE RIGHT TO A JURY TRIAL AND TO BRING OR PARTICIPATE IN A CLASS ACTION.

Definitions. For the purposes of this section, references to “LG” mean LG Electronics MobileComm U.S.A., Inc., its parents, subsidiaries and affiliates, and each of their officers, directors, employees, agents, beneficiaries, predecessors in interest, successors, assigns and suppliers; references to “dispute” or “claim” shall include any dispute, claim or controversy of any kind whatsoever (whether based in contract, tort, statute, regulation, ordinance, fraud, misrepresentation or any other legal or equitable theory) arising out of or relating in any way to the sale, condition or performance of the product or this Limited Warranty.

Agreement to Binding Arbitration and Class Action Waiver. You and LG agree to resolve any claims between us only by binding arbitration on an individual basis, unless you opt out as provided below. Any dispute between you and LG shall not be combined or consolidated with a dispute involving any other person’s or entity’s product or claim. More specifically, without limitation of the foregoing, any dispute between you and LG shall not under any circumstances proceed as part of a class or representative action. Instead of arbitration, either party may bring an individual action in small claims court, but that small claims court action may not be brought on a class or representative basis.

Arbitration Rules and Procedures. To begin arbitration of a claim, either you or LG must make a written demand for arbitration. The arbitration will be administered by the American Arbitration Association (AAA) and will be conducted before a single arbitrator under the AAA’s Consumer Arbitration Rules that are in effect at the time the arbitration is initiated (referred to as the “AAA Rules”) and under the procedures set forth in this section. The AAA Rules are available online at www.adr.org/consumer. Send a copy of your written demand for arbitration, as well as a copy of this provision, to the AAA in the manner described in the AAA Rules. You must also send a copy of your written demand to LG at LG Electronics, USA, Inc. Attn: Legal Department-Arbitration1000 Sylvan AvenueEnglewood Cliffs, NJ 07632. If there is a conflict between the AAA Rules and the rules set forth in this section, the rules set forth in this section will govern. This arbitration provision is governed by the Federal Arbitration Act. Judgment may be entered on the arbitrator’s award in any court of competent jurisdiction. All issues are for the arbitrator to decide, except that issues relating to the scope and enforceability of the arbitration provision and to the arbitrability of the dispute are for the court to decide. The arbitrator is bound by the terms of this provision.

Governing Law: The law of the state of your residence shall govern this Limited Warranty and any disputes between us except to the extent that such law is preempted by or inconsistent with applicable federal law.

Fees/Costs. You do not need to pay any fee to begin an arbitration. Upon receipt of your written demand for arbitration, LG will promptly pay all arbitration filing fees to the AAA unless you seek more than $25,000 in damages, in which case the payment of these fees will be governed by the AAA Rules. Except as otherwise provided for herein, LG will pay all AAA filing, administration and arbitrator fees for any arbitration initiated in accordance with the AAA Rules and this arbitration provision. If you prevail in the arbitration, LG will pay your reasonable attorneys’ fees and expenses to the extent required by applicable law. If the arbitrator finds either the substance of your claim or the relief sought in the demand is frivolous or brought for an improper purpose (as measured by the standards set forth in Federal Rule of Civil Procedure 11(b)), then the payment of all arbitration fees will be governed by the AAA Rules. In such a situation, you agree to reimburse LG for all monies previously disbursed by it that are otherwise your obligation to pay under the AAA Rules. Except as otherwise provided for, LG waives any rights it may have to seek attorneys’ fees and expenses from you if LG prevails in the arbitration.

Hearings and Location. If your claim is for $25,000 or less, you may choose to have the arbitration conducted solely on the basis of (1) documents submitted to the arbitrator, (2) through a telephonic hearing, or (3) by an in-person hearing as established by the AAA Rules. If your claim exceeds $25,000, the right to a hearing will be determined by the AAA Rules. Any in-person arbitration hearings will be held at a location within the federal judicial district in which you reside unless we both agree to another location or we agree to a telephonic arbitration.

Opt Out. You may opt out of this dispute resolution procedure. If you opt out, neither you nor LG can require the other to participate in an arbitration proceeding. To opt out, you must send notice to LG no later than 30 calendar days from the date of the first consumer purchaser's purchase of the product by either: (i) sending an e-mail to optout@lge.com, with the subject line: "Arbitration Opt Out" or (ii) calling 1-800-980-2973. You must include in the opt out e-mail or provide by telephone: (a) your name and address; (b) the date on which the product was purchased; (c) the product model name or model number; and (d) the IMEI or MEID or Serial Number, as applicable (the IMEI or MEID or Serial Number can be found (i) on the product box; (ii) on a label on the back of the product beneath the battery, if the battery is removable; or (iii) from the settings menu via the following path: **Settings > About phone > Status**). You may only opt out of the dispute resolution procedure in the manner described above (that is, by e-mail or telephone); no other form of notice will be effective to opt out of this dispute resolution procedure. Opting out of this dispute resolution procedure will not affect the coverage of the Limited Warranty in any way, and you will continue to enjoy the full benefits of the Limited Warranty. If you keep this product and do not opt out, then you accept all terms and conditions of the arbitration provision described above

EULA

This End User Software License Agreement ("EULA") is a legal agreement between you (either an individual or a single entity) and LG Electronics Inc. ("LGE"), a corporation registered in South Korea with its registered office at LG Twin Towers, 128 Yeoui-daero, Yeoungdeungpo-gu, Seoul 150-721, South Korea, for software preloaded or installed onto this device and owned by LGE and its affiliated companies and its third party suppliers and licensors, which includes computer software and may include associated media, printed materials, "online" or electronic documentation in connection with your use of this device ("LG Software").

This device requires the use of LG Software in its normal operation. BY USING THE DEVICE OR LG SOFTWARE, YOU ACCEPT THE TERMS OF THIS EULA. IF YOU DO NOT ACCEPT THESE TERMS, PLEASE DO NOT USE THE LG SOFTWARE. Some applications and services provided by LGE may be included with or downloadable onto this device. Many of them may require your consent to their separate terms of use and privacy policies and your rights and obligations regarding your use of such applications and services will be set forth in those terms and conditions and privacy policies. You may further be required to register to LG Service membership ("LG Account") to use some of the application and services provided by LGE. You acknowledge and agree that your use of such applications and services will be subject to the applicable terms and conditions and privacy policies.

1. RESERVATION OF RIGHTS AND OWNERSHIP. LGE reserves all rights not expressly granted to you in this EULA. The LG Software is protected by copyright and other intellectual property laws and treaties. LGE or its affiliated companies and its licensors own the title, copyright and other intellectual property rights in the LG Software. The LG Software is licensed, not sold.

2. GRANT OF LICENSE. LGE grants you the following rights subject to your compliance with all terms and conditions of this EULA: You may use, access, and run one copy of the LG Software preloaded, installed or downloaded on this device, solely to the extent necessary for you to use your device.

Some components of LG Software are provided under open-source license terms. In such cases, open source license provisions may override some of the terms of this EULA. You may view the detailed information regarding open source license at the Legal Notice section of the Settings menu of your device.

3. LIMITATIONS ON END USER RIGHTS. You may not copy, reverse engineer, decompile, disassemble, or otherwise attempt to discover the source code or algorithms of, the LG Software (except and only to the extent that such activity is expressly permitted by applicable law not withstanding this limitation), or modify, or disable any features of, the LG Software, or create derivative works based on the LG Software. You may not rent, lease, lend, sublicense or provide commercial hosting services with the LG Software.

4. UPGRADES. This EULA applies to updates, supplements and add-on components (if any) of the LG Software that LGE may provide to you or make available to you after the date you obtain your device, unless we provide other terms along with such upgrade. To use LG Software identified as an upgrade, you must first be licensed for the LG Software identified by LGE as eligible for the upgrade. After upgrading, you may no longer use the LG Software that formed the basis for your upgrade eligibility. The upgrade of LG Software may add new functions and in some cases, may delete existing functions.

5. SOFTWARE TRANSFER. If you are transferring this EULA rights to the LG Software granted herein to any third party in connection with the sale or transfer of the device which the LG Software accompanied, the transfer must include all of the LG Software (including all component parts, the media and printed materials, any upgrades, this EULA). The transfer may not be an indirect transfer, such as a consignment. Prior to the transfer, the end user receiving the LG Software must agree to all the EULA terms.

6. DISCLAIMER OF WARRANTY. YOU ACKNOWLEDGE THAT THE LG SOFTWARE HAS NOT BEEN DEVELOPED TO MEET YOUR INDIVIDUAL REQUIREMENT(S). LGE DOES NOT WARRANT OR MAKE ANY REPRESENTATIONS REGARDING THE AVAILABILITY, USE, TIMELINESS, SECURITY, VALIDITY, ACCURACY, OR RELIABILITY OF, OR THE RESULTS OF THE USE OF, OR OTHERWISE RESPECTING, THE LG SOFTWARE OR ANY CONTENTS CONTAINED THEREIN. ANY MATERIAL PRELOADED, DOWNLOADED OR OTHERWISE OBTAINED THROUGH THE USE OF THE LG SOFTWARE IS DONE AT YOUR OWN DISCRETION AND RISK AND YOU ARE SOLELY RESPONSIBLE FOR ANY DAMAGE TO YOUR DEVICE OR LOSS OF DATA THAT RESULTS FROM THE DOWNLOAD OF ANY SUCH MATERIAL, OR USE OF THE LG SOFTWARE. UNLESS SEPARATELY SET FORTH IN A WRITTEN EXPRESS LIMITED WARRANTY ACCOMPANYING YOUR DEVICE, ALL SOFTWARE PROVIED BY LGE WITH THIS MOBILE DEVICE (WHETHER PRELOADED ON THE MOBILE DEVICE, DOWNLOADED OR OTHERWISE OBTAINED) IS PROVIDED "AS IS" AND ON AN "AS AVAILABLE" BASIS, WITHOUT WARRANTIES OF ANY KIND EITHER EXPRESS OR IMPLIED. TO THE FULLEST EXTENT POSSIBLE PURSUANT TO APPLICABLE LAW, LGE DISCLAIMS ALL WARRANTIES, EXPRESS OR IMPLIED, INCLUDING, BUT NOT LIMITED TO, IMPLIED WARRANTIES OF MERCHANTABILITY, FITNESS FOR A PARTICULAR PURPOSE, NON-INFRINGEMENT OR OTHER VIOLATION OF RIGHTS. SOME JURISDICTIONS DO NOT ALLOW THE EXCLUSIONS OR LIMITATIONS ON HOW LONG AN IMPLIED WARRANTY LASTS, SO THE ABOVE LIMITATIONS OR EXCLUSIONS MAY NOT APPLY. NO ADVICE OR INFORMATION, WHETHER ORAL OR WRITTEN, OBTAINED BY YOU FROM LGE SHALL BE DEEMED TO ALTER THIS DISCLAIMER OF WARRANTY, OR TO CREATE ANY WARRANTY.

7. ACCESS AND AVAILABILITY; AGE RESTRICTION. It is possible that LG may have to interrupt or discontinue the services available through LG Software or suspend or restrict your use of all or any part of the LG Software where we consider it reasonably necessary for technical, operational, security, legal or regulatory reasons.The availability of the services related to some of the LG Software may depend on the performance of your third-party telecommunications provider which LGE cannot influence. You are responsible for making all the arrangements necessary for you to have access to the LG Software. LGE does not accept any responsibility for any loss or damage that such external factors may cause to you.

In addition, some features of the LG Software may require your device to have access to the internet and may be subject to restrictions imposed by your network or internet provider. You acknowledge that accessing the internet through your mobile network may result in additional charges depending on your payment plan and your enjoyment of some features of LG Software may be affected by the suitability and performance of your device hardware or data access.

You must be at least 14 (fourteen) years of age to use or access the LG Software. If you are at least 14 (fourteen) but under the age of 18 (eighteen), you must have your parent or legal guardian's permission to use the LG Software and to accept this EULA.

8. CONSENT TO USE OF DEVICE AND NETWORK INFORMATION. Upon device activation, your device and network information such as model name, MCC, or MNC is automatically sent to us. This information enables us to better meet demand in your country, provide appropriate software updates, support customer care operations or any other product support services that may be essential to you. For example, we may use the above information to identify whether your country requires additional customer care center. This transmission of device and network information will require your device to have access to the internet and may be subject to restrictions imposed by your network or internet provider. You acknowledge that access to the internet through your mobile network may result in additional charges depending on your payment plan. In addition, we may directly use, or transmit this information to our affiliates, in order to improve our products or services or technologies to you. From time to time, information may be transferred across international borders and outside your country. At all times your information will be treated in accordance with LG's Privacy Policy which can be viewed at: [Settings – About Phone – Legal info – Legal Documents for LG Software – Privacy Policy].

9. THIRD-PARTY APPLICATIONS. The device and the LG Software provide access to application and link to other services owned and operated by third parties.

Any third party applications, services and content that you access via the device and LG Software are made available to you by these third party providers and are outside the scope of this EULA. Your dealings with any third party providers are solely between you and the relevant provider and may be subject to the provider's own terms and conditions and privacy policy. We encourage you to read these documents, although we are not responsible for their content.

We do not accept any responsibility for apps, services or content provided by third party providers and LGE DISCLAIMS ANY RESPONSIBILITY FOR ANY DISCLOSURE OF INFORMATION OR ANY OTHER PRACTICES OF ANY THIRD PARTY PROVIDER.

10. LIMITATION OF LIABILITY. LGE WILL NOT BE LIABLE FOR ANY DAMAGES OF ANY KIND ARISING OUT OF OR RELATING TO THE USE OR THE INABILITY TO USE THE LG SOFTWARE AS WELL AS ANY THIRD PARTY APPLICATIONS, THEIR CONTENT OR LINKS, INCLUDING BUT NOT LIMITED TO DAMAGES CAUSED BY OR RELATED TO ERRORS, OMISSIONS, INTERRUPTIONS, DEFECTS, DELAY IN OPERATION OR TRANSMISSION, VIRUS, LINE FAILURE, AND ALL OTHER DIRECT, INDIRECT, SPECIAL, INCIDENTAL, EXEMPLARY OR CONSEQUENTIAL DAMAGES EVEN IF LGE HAS BEEN ADVISED OF THE POSSIBILITY OF SUCH DAMAGES. SOME JURISDICTIONS DO NOT ALLOW THE EXCLUSION OR LIMITATION OF INCIDENTAL OR CONSEQUENTIAL DAMAGES, SO THE ABOVE LIMITATION OR EXCLUSION MAY NOT APPLY TO YOU. NOTWITHSTANDING THE FOREGOING, LGE'S TOTAL LIABILITY TO YOU FOR ALL LOSSES, DAMAGES, AND CAUSES OF ACTION, INCLUDING BUT NOT LIMITED TO THOSE BASED ON CONTRACT, TORT OR OTHERWISE, ARISING OUT OF YOUR USE OF THIS DEVICE, ITS LG SOFTWARE AND THIRD PARTY APPLICATIONS, SHALL NOT EXCEED ONE HUNDERD US DOLLARS ($100). THE FOREGOING LIMITATIONS, EXCLUSIONS AND DISCLAIMERS INCLUDING SECTIONS 6, 9 AND 10 SHALL APPLY TO THE MAXIMUM EXTENT PERMITTED BY APPLICABLE LAW, EVEN IF ANY REMEDY FAILS ITS ESSENTIAL PURPOSE.

11. GOVERNING LAW; DISPUTE RESOLUTION (NOT APPLICABLE TO U.S. RESIDENTS)

(a) Except to the extent prohibited by local law, any dispute arising out of or in connection with this EULA, including any question regarding its existence, validity or termination, shall be: (i) referred to and finally resolved by arbitration under the Rules of the Korean Commercial Arbitration Board (which rules are deemed to be incorporated by reference into this clause), (ii) where the number of arbitrators shall be one, (iii) the seat, or legal place, of arbitration shall be Seoul, South Korea, (iv) the language to be used in the arbitral proceedings shall be English and (v) the governing law of the contract shall be the substantive law of the Republic of Korea.

(b) To the extent required by local law in order for arbitration to be valid and legally effective as a means of dispute resolution, including as against a consumer, (i) shall be deemed to refer to the rules of the most prominent arbitration body (the "Local Arbitration Rules") in your country and (iii) shall be deemed to refer to the capital city of your country.

(c) You may only resolve disputes with us on an individual basis, and not as a plaintiff or class member in any purported class or representative proceeding.

12. TERMINATION. This EULA is effective until terminated. Your rights under this License will terminate automatically without notice from LGE if you fail to comply with any of the terms and conditions of this EULA. Upon termination of this EULA, you must cease all use of the LG Software and the device. You may terminate this EULA by deleting all or portion of the LG Software, However, you understand that some LG Software are to be permanently installed on your mobile device and should not be deleted.

13. GOVERNING LANGUAGE. Any translation of this EULA is done for local requirements and in the event of a discrepancy between the English and any non-English versions, the English version of this EULA shall govern, to the extent not prohibited by local law in your jurisdiction.

14. EXPORT CONTROL. You acknowledge that the LG Software is subject to export restrictions of various countries. You agree to comply with all applicable international and national laws that apply to the LG Software, including all the applicable export restriction laws and regulations.

15. ENTIRE AGREEMENT; SEVERABILITY; MISCELLANEOUS.
This EULA is the entire agreement between you and LGE relating to the LG Software and supersedes all prior or contemporaneous oral or written communications, proposals and representations with respect to the LG Software or any other subject matter covered by this EULA. If any provision of this EULA is held to be void, invalid, unenforceable or illegal, the other provisions shall continue in full force and effect. The downloading of updates, access to and usage of the LG Software relies upon the data connection of your device. You are responsible for the payment of any costs or expenses resulting from the use of your device's data connection, including but not limited to data usage and transmission costs invoiced by your third party service provider and roaming charges incurred when using your mobile device abroad.

16. DISPUTE RESOLUTION FOR UNITED STATES RESIDENTS

(a) Generally. In the interest of resolving disputes between you and LGE in the most expedient and cost effective manner, you and LGE agree that any and all disputes arising in connection with this EULA shall be resolved by binding arbitration. Arbitration is more informal than a lawsuit in court. Arbitration uses a neutral arbitrator instead of a judge or jury, may allow for more limited discovery than in court, and can be subject to very limited review by courts. Arbitrators can award the same damages and relief that a court can award. Our agreement to arbitrate disputes includes, but is not limited to all claims arising out of or relating to any aspect of this EULA, whether based in contract, tort, statute, fraud, misrepresentation or any other legal theory, and regardless of whether the claims arise during or after the termination of this EULA. YOU UNDERSTAND AND AGREE THAT, BY ENTERING INTO THIS EULA, YOU AND LGE ARE EACH WAIVING THE RIGHT TO A TRIAL BY JURY OR TO PARTICIPATE IN A CLASS ACTION.

(b) Exceptions. Notwithstanding Section 16(a), we both agree that nothing herein will be deemed to waive, preclude, or otherwise limit either of our rights to (i) bring an individual action in small claims court, (ii) pursue enforcement actions through applicable federal, state, or local agencies where such actions are available, (iii) seek injunctive relief in a court of law, or (iv) to file suit in a court of law to address intellectual property infringement claims.

(c) Arbitrator. Any arbitration between you and LGE will be governed by the "AAA Rules" of the American Arbitration Association ("AAA"), as modified by this EULA, and will be administered by the AAA. The AAA Rules and filing forms are available online at www.adr.org, by calling the AAA at 1-800-778-7879, or by contacting LGE.

(d) Notice; Process. A party who intends to seek arbitration must first send a written notice of the dispute to the other, by certified mail or Federal Express (signature required), or in the event that we do not have a physical address on file for you, by electronic mail ("Notice"). LGE's address for Notice is: LG Electronics, USA, Inc. Attn: Legal Department-Arbitration, 1000 Sylvan Avenue Englewood Cliffs, NJ 07632. The Notice must (i) describe the nature and basis of the claim or dispute; and (ii) set forth the specific relief sought ("Demand"). We agree to use good faith efforts to resolve the claim directly, but if we do not reach an agreement to do so within 30 days after the Notice is received, you or LGE may commence an arbitration proceeding. During the arbitration, the amount of any settlement offer made by you or LGE shall not be disclosed to the arbitrator until after the arbitrator makes a final decision and award, if any.

(e) Fees. In the event that you commence arbitration in accordance with this EULA, LGE will reimburse you for your payment of the filing fee, unless your claim is for greater than $25,000, in which case the payment of any fees shall be decided by the AAA Rules. Any arbitration hearings will take place at a location to be agreed upon, provided that if the claim is for $10,000 or less, you may choose whether the arbitration will be conducted (i) solely on the basis of documents submitted to the arbitrator; (ii) through a non-appearance based telephonic hearing; or (iii) by an in-person hearing as established by the AAA Rules in the county (or parish) of your billing address. If the arbitrator finds that either the substance of your claim or the relief sought in the Demand is frivolous or brought for an improper purpose (as measured by the standards set forth in Federal Rule of Civil Procedure 11(b)), then the payment of all fees will be governed by the AAA Rules. In such case, you agree to reimburse LGE for all monies previously disbursed by it that are otherwise your obligation to pay under the AAA Rules. Regardless of the manner in which the arbitration is conducted, the arbitrator shall issue a reasoned written decision sufficient to explain the essential findings and conclusions on which the decision and award, if any, are based. The arbitrator may make rulings and resolve disputes as to the payment and reimbursement of fees or expenses at any time during the proceeding and upon request from either party made within 14 days of the arbitrator's ruling on the merits.

(f) No Class Actions. YOU AND LGE AGREE THAT EACH MAY BRING CLAIMS AGAINST THE OTHER ONLY IN YOUR OR ITS INDIVIDUAL CAPACITY AND NOT AS A PLAINTIFF OR CLASS MEMBER IN ANY PURPORTED CLASS OR REPRESENTATIVE PROCEEDING. Further, unless both you and LGE agree otherwise, the arbitrator may not consolidate more than one person's claims, and may not otherwise preside over any form of a representative or class proceeding.

(g) Opt-Out. You may opt out of this dispute resolution procedure. If you opt out, neither you nor LG can require the other to participate in an arbitration proceeding. To opt out, you must send notice to LG no later than 30 calendar days from the date of first consumer purchaser's purchase of the product by either: (i) sending an e-mail to [optout@lge.com], with the subject line: "Arbitration Opt Out" or (ii) calling [1-800-980-2973]. You must include in the opt-out e-mail or by telephone: (a) your name and address; (b) the date on which the Service was activated; and (c) the date on which the Service was terminated; (d) the product model name or model number; and (e) the IMEI or MEID or Serial Number, as applicable (the IMEI or MEID or Serial Number can be found by removing the battery from your device as explained in the User Guide). Email and telephone are the only two forms of notice that will be effective to opt out of this dispute resolution procedure. If you do not opt out, then you accept all terms and conditions of the Limited Warranty, including the binding arbitration provision described above.

(h) Modifications. In the event that LGE makes any future change to this arbitration provision (other than a change to LGE's address for Notice), you may reject any such change by sending us written notice within 30 days of the change to LGE's address for Notice, in which case your account with LGE shall be immediately terminated and this arbitration provision, as in effect immediately prior to the amendments you reject shall survive.

17. U.S. Government End Users Restricted Rights. LG Software is licensed hereunder only with "restricted rights" and as "commercial items" consisting of "commercial software" and "commercial software documentation" with only those rights as are granted to all other end users pursuant to the terms of this EULA. All products are provided only with "restricted rights" with only those rights as are granted to all other end users pursuant to the terms and conditions contained herein. All Software and Products hereunder are provided subject to Federal Acquisition Regulation (FAR) 52.227.19.