





Zojirushi Breadmaker Comparison Chart

Loaf Size / Capacity		2-lb. Loaf		1-lb. Loaf			
Product Image							
Model No.		BB-PDC20	BB-CEC20	BB-SSC10	BB-HAC10		
Color		Black (-BA)	Black (-BA)	Premium White (-WZ)	Premium White (-WZ)		
Dimensions (W x D x H)		18" x 10-1/2" x 12-7/8"	16-7/8" x 8-1/2" x 12-1/4"	8-7/8" x 12-1/2" x 13-5/8"	8-1/2" x 11-1/4" x 12-1/4"		
Electrical Rating		700 watts	700 watts	450 watts	450 watts		
Convenient Features	Clock	•	-	•	-		
	Delay Timer	Clock Timer	Countdown Timer	Clock Timer	Countdown Timer		
	Viewing Window	•	•	-	•		
	LCD Control Panel	•	•	•	•		
	Key Code	•	-	•	-		
	Heaters	Lid and Body	Body	Double Heaters in Body	Body		
	Carrying Handle	-	-	•	•		
	Cord Storage	-	-	-	•		
	Removable Lid	-	-	-	•		
	Automatic Keep Warm	•	•	•	•		
	Auto Pause	•	-	•	-		
Add Mechanism	Add Beep	Add Beep	Auto Add Dispenser and Add Beep	Add Beep			
Baking Pan	Loaf Shape	Horizontal	Horizontal	Vertical	Vertical		
	Nonstick Coated	•	•	•	•		
	Handle(s)	•	-	•	•		
	Number of Kneading Blades	2	2	1	1		
Settings	Preset Courses	Home Made	3 memory settings	3 memory settings	3 memory settings	-	
		Shape Cycle	•	-	•	-	-
		Crust Control	•	•	•	•	•
		White Bread	•	•	•	•	•
		European Bread	•	-	•	-	-
		Whole Wheat Bread	•	•	•	•*	•*
		Multigrain Bread	•	-	•	-	-
		Gluten Free Bread	•	-	•	-	-
		Salt Free Bread	•	-	•	-	-
		Sugar Free Bread	•	-	•	-	-
		Vegan Bread	•	-	•	-	-
		Dough	•	•	•	•	•
		Pasta Dough	-	-	•	-	•**
		Cookie Dough	-	-	-	-	•**
		Cake	•	•	•	•	•
		Jam	•	•	•	•	•
		French Bread	-	-	-	-	•
	Sourdough Starter	•	•	-	-	-	
Quick (Rapid) Baking	•	•	•	•	•		
Rapid Whole Wheat	•	-	-	-	-		
Accessories	Full Color Recipe Booklet	•	•	•	•		
	Instructional Video	Web	Included DVD	Web (zojirushi.com/bssc)	•		
	Measuring Cup and Spoon	•***	•	•	•		

*Use White Bread course **Combined Pasta/Cookie Dough setting ***Additional Nested Measuring Cups Included
Last Updated November 2019