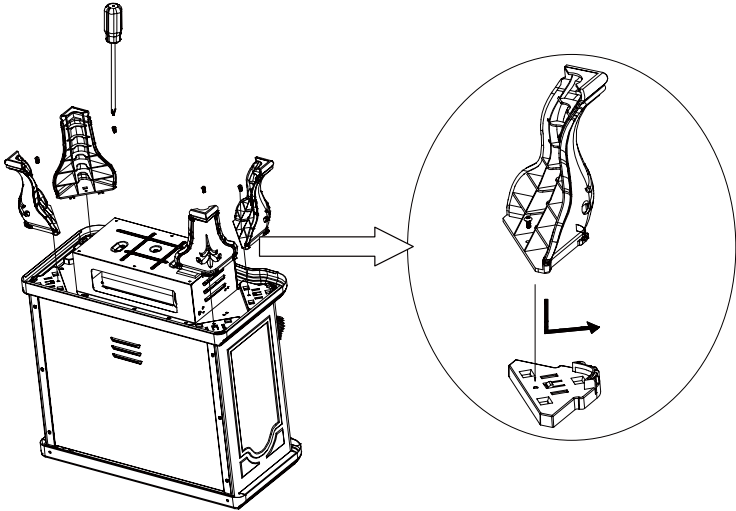



INSTALLATION INSTRUCTIONS



MOUNTING THE LEGS

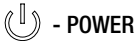
Insert the leg buckles into the holes located on the base of the stove. Fasten the legs using the screws (1 screw per leg) and tighten with a Phillips head screwdriver.



MOUNTING THE DOOR PULL

Insert the handle into the front hole of the door, tighten the bolt with washer through the inside hole. Make sure to use the washer.

OPERATING INSTRUCTIONS

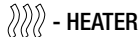


- POWER

The Power button supplies power to all of the functions of the stove.

NOTE: Holding the POWER button on the control panel for 10 seconds will disable the heater function.

Re-activate the heater function by holding this button for 10 seconds again. The lights will flash several times when this function is activated.



- HEATER

Your fireplace consists of a fan-forced wire element type heater. Press the HEAT button will cycle through 750W, 1500W and OFF settings. If using the remote control, please note that the heater will beep once when set on 750W and beep twice when set on 1500W.



- (+ -) BRIGHTNESS

Use + - to increase or decrease the flame brightness levels.

For Customer Service:

www.twinstarhome.com

English Call: 888-674-7517

Español /Français Call: 888-674-7518

WARNING: THIS IS AN UNVENTED, ELECTRIC APPLIANCE. DO NOT ATTEMPT TO BURN WOOD OR MANUFACTURED FIRELOGS IN OR ON THIS APPLIANCE OR GRATE.

Distributed by
Twin-Star International, Inc. Under license.
duraflame™ and the duraflame flame
logo are trademarks of Duraflame, Inc.

Twin-Star International, Inc.
Delray Beach, FL 33445
Made in China • Printed in China

PRODUCT SPECIFICATIONS

VOLTAGE	AMPS	WATTS (Max.)
120 VAC, 60 Hz	12.5 Amps	1500 Watts

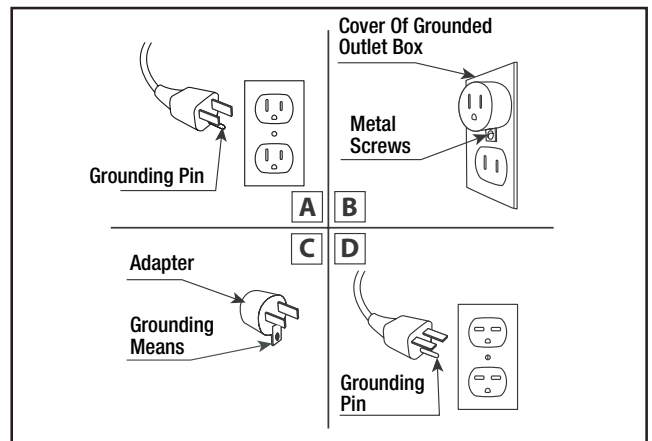
Made in China
Printed in China

© 2012, Twin-Star International, Inc.

IMPORTANT INSTRUCTIONS

When using electrical appliances, basic precautions should always be followed to reduce the risk of fire, electrical shock, and injury to persons including the following:

1. Read all instructions before using this appliance.
2. This appliance is hot when in use. To avoid burns, do not let bare skin touch hot surfaces. If provided, use handles when moving this appliance. Keep combustible materials, such as furniture, pillows, bedding, papers, clothes and curtains at least 3 feet (0.9 m) from the front of this appliance. **WARNING:** In order to avoid overheating, do not cover the heater. It cannot be used in a wardrobe.
3. **CAUTION:** Whenever the heater is left operating and unattended, extreme caution is necessary if children or invalids are nearby.
4. The appliance is not to be used by children or persons with reduced physical, sensory or mental capabilities, or lack of experience and knowledge, unless they have been given supervision or instruction.
5. Children being supervised not to play with the appliance.
6. If possible, always unplug this appliance when not in use.
7. Do not operate any heater with a damaged cord or plug or after the appliance malfunctions, or if it has been dropped or damaged in any manner.
8. If the supply cord is damaged, it must be replaced by the manufacturer, its service agent or similarly qualified persons in order to avoid a hazard.
9. Any repairs to this fireplace should be carried out by a qualified service person.
10. Under no circumstance should this fireplace be modified. Parts having to be removed for servicing must be replaced prior to operating this fireplace again.
11. Do not use outdoors.
12. This heater is not intended for use in bathrooms, laundry areas and similar indoor locations. Never locate this appliance where it may fall into a bathtub or other water container.
13. Do not run cord under carpeting. Do not cover cord with throw rugs, runners or the like. Arrange cord away from traffic areas and where it will not be tripped over.
14. To disconnect this appliance, turn controls to the off position, then remove plug from outlet.
15. Connect to properly grounded outlets only.
16. This appliance, when installed, must be electrically grounded in accordance with local codes or, in the absence of local codes, with the current CSA C22.1 Canadian Electrical Code or for U.S.A. installations, follow local codes and the National Electrical Code, ANSI/NFPA NO.70.
17. There is a thermostat limiter inside the heater. When the inner temperature over-heats or abnormal heating occurs, the thermostat protective device would cut off power supply to prevent damage or risk of fire.
18. The heaters must not be located immediately below a socket-outlet.
19. Do not insert or allow foreign objects to enter any ventilation or exhaust opening as this may cause an electric shock or fire, or damage the appliance.
20. To prevent a possible fire, do not block air intakes or exhaust in any manner. Do not use on soft surfaces, like a bed, where opening may become blocked.
21. This appliance has hot and arcing or sparking parts inside. Do not use it in areas where gasoline, paint or flammable liquids are used or stored. This fireplace should not be used as a drying rack for clothing. Christmas stockings or decorations should not be hung in the area of it.
22. Use this appliance only as described in the manual. Any other use not recommended by the manufacturer may cause fire, electric shock or injury to persons.
23. Always plug heaters directly into a wall outlet/receptacle. Never use with an extension cord or relocatable power tap (outlet/ power strip).
24. See directions in Figure 1. This heater is for use on 120 volts. The cord has a plug as shown in figure 1. See Figure 1 for grounding instruction. An adapter as shown at C is available for connecting three-blade grounding type plugs to two-slot receptacles. The green grounding plug extending from the adapter must be connected to a permanent ground such as a properly grounded outlet box. The adapter should not be used if a three-slot grounded receptacle is available.



SAVE THESE INSTRUCTIONS

NOTE: This equipment has been tested and found to comply with the limits for Class B digital device, pursuant to part 15 of the FCC Rules. These limits are designed to provide reasonable protection against harmful interference in a residential installation. This equipment generates, uses, and can radiate radio frequency energy and, if not installed and used in accordance with the instructions, may cause harmful interference to radio or television reception, which can be determined by turning the equipment off and on, the user is encouraged to try to correct the interference by one or more of the following measures:

- Reorient or relocate the receiving antenna.
- Increase the separation between the equipment and the receiver.
- Connect the equipment into an outlet on a circuit different from that to which the receiver is connected.
- Consult the dealer or an experienced radio/TV technician for help.

This device complies with Part 15 of the FCC Rules. Operation is subject to the following two conditions:

- (1) This device may not cause harmful interference, and
- (2) this device must accept any interference received, including interference that may cause undesired operation. Modifications not approved by the party responsible for compliance could void user's authority to operate the equipment.

This Class B digital apparatus complies with Canadian ICES-003.

1-YEAR LIMITED WARRANTY

The manufacturer warrants that your new Electric Stove is free from manufacturing and material defects for a period of one year from date of purchase, subject to the following conditions and limitations.

1. Install and operate this Electric Stove in accordance with the installation and operating instructions furnished with the product at all times. Any unauthorized repair, alteration, willful abuse, accident, or misuse of the product shall nullify this warranty.
2. This warranty is non-transferable, and is made to the original owner, provided that the purchase was made through an authorized supplier of the product.
3. The warranty is limited to the repair or replacement of part(s) found to be defective in material or workmanship, provided that such part(s) have been subjected to normal conditions of use and service, after said defect is confirmed by the manufacturer's inspection.
4. The manufacturer may, at its discretion, fully discharge all obligations with respect to this warranty by refunding the wholesale price of the defective part(s).
5. Any installation, labor, construction, transportation, or other related costs/expenses arising from defective part(s), repair, replacement, or otherwise of same, will not be covered by this warranty, nor shall the manufacturer assume responsibility for same.
6. The owner/user assumes all other risks, if any, including the risk of any direct, indirect or consequential loss or damage arising out of the use, or inability to use the product, except as provided by law.
7. All other warranties – expressed or implied –with respect to the product, its components and accessories, or any obligations/liabilities on the part of the manufacturer are hereby expressly excluded.
8. The manufacturer neither assumes, nor authorizes any third party to assume on its behalf, any other liabilities with respect to the sale of the product.
9. The warranties as outlined within this document do not apply to non accessories used in conjunction with the installation of this product.

This warranty is void if:

- a. The fireplace is subjected to prolonged periods of dampness or condensation.
- b. Any unauthorized alteration, willful abuse, accident, or misuse of the product.
- c. You do not have the original receipt of purchase.

IF WARRANTY SERVICE IS NEEDED

Contact the manufacturer by calling customer service department at 1-888-674-7517, 9 a.m.-5 p.m., EST, Monday-Friday. Make sure you have your warranty, your sales receipt, location of purchase and the model/serial number of your product.